

Benchmark

|                    |                             |
|--------------------|-----------------------------|
| Benchmark          | Bar Cap Gbl Agg Corp ex GBP |
| Benchmark Category | -                           |
| IA Sector          | Global Bonds                |

Identification Codes

|            |              |
|------------|--------------|
| Sedol Code | B58YKH5      |
| Mex Code   | MYKAAV       |
| Isin Code  | GB00B58YKH53 |
| Citi Code  | G6ID         |

Fund Overview

|                        |            |
|------------------------|------------|
| Mid (20/06/2025)       | 163.84p    |
| Distribution yield     | 3.79%      |
| Underlying yield       | -          |
| Fund size (30/04/2025) | £2452.17m  |
| Number of holdings     | 8029       |
| Ongoing Charges        | 0.11%      |
| Launch date            | 29/06/2012 |

Fund Charges

|                 |       |
|-----------------|-------|
| Entry Charge    | 0.00% |
| Ongoing Charges | 0.11% |

Fund Background

|                     |                |
|---------------------|----------------|
| Valuation frequency | Daily          |
| Valuation point     | 12:00          |
| Fund type           | Unit Trust     |
| Launch price        | £1.00          |
| Fund currency       | Pound Sterling |
| Fund domicile       | United Kingdom |
| ISA allowable       | Yes            |
| SIPP allowable      | Yes            |

Dealing

|                         |         |
|-------------------------|---------|
| Minimum Investment      | £100000 |
| Minimum Top Up          | £100    |
| Minimum Regular Saving  | -       |
| Settlement Period: Buy  | 3 days  |
| Settlement Period: Sell | 3 days  |
| Pricing Basis           | Forward |
| Dealing Decimals        | 3       |

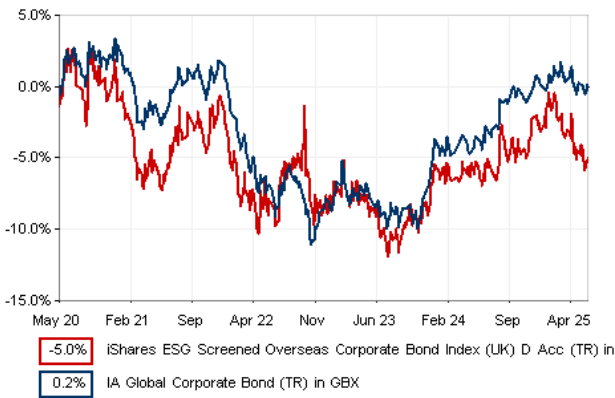
Distribution Dates

| Ex dividend date(s) | Income payment date(s) |
|---------------------|------------------------|
| 01 March            | 30 April               |
| 01 September        | 31 October             |

Aims

The aim of the Fund is to seek to achieve a total return for investors by tracking closely the performance of the Barclays Capital Global Aggregate Corporate ex UK Index by investing in fixed income securities contained in the Index. Investment will be made directly into constituent issues and via other transferable securities giving exposure to such issues. The Fund may also invest in permitted money market instruments, permitted deposits, and units in collective investment schemes. Derivatives and forward transactions may be used for the purposes of efficient portfolio management.

Performance



Discrete performance - to last month end

|          | 31/05/20 to 31/05/21 | 31/05/21 to 31/05/22 | 31/05/22 to 31/05/23 | 31/05/23 to 31/05/24 | 31/05/24 to 31/05/25 |
|----------|----------------------|----------------------|----------------------|----------------------|----------------------|
| Fund     | -6.7%                | -1.6%                | -0.3%                | 1.9%                 | 1.7%                 |
| Sector   | -2.2%                | -4.7%                | -1.2%                | 4.2%                 | 4.4%                 |
| Rank     | 22/23                | 3/27                 | 6/29                 | 31/31                | 32/35                |
| Quartile | 4                    | 1                    | 1                    | 4                    | 4                    |

Annualised performance

|          | 3 Years to 31/05/25 | 5 Years to 31/05/25 | 10 Years to 31/05/25 |
|----------|---------------------|---------------------|----------------------|
| Fund     | 1.1%                | -1.0%               | 3.5%                 |
| Sector   | 2.4%                | 0.0%                | 3.7%                 |
| Rank     | 25/29               | 20/23               | 1/9                  |
| Quartile | 4                   | 4                   | 1                    |

Fund Managers



Name: Darren Wills  
Manager for: 14 years, 4 months

Group Details

|                   |  |
|-------------------|--|
| Group name        | BlackRock Investment Management (UK) Limited |
| Group address     | 12 Throgmorton Avenue London EC2N 2DL        |
| Group telephone   | 08457 405 405                                |
| Dealing telephone | 0800 445522                                  |
| Email             | broker.services@blackrock.com                |
| Homepage          | www.blackrock.co.uk                          |
| Fax number        | 020 7743 1135                                |

Important Information

- Source of portfolio data: Broadridge. Source of performance data: FE fundinfo. We can't predict the future. Past performance isn't a guide to future performance. The figures shown are intended only to demonstrate performance history of the fund, after allowing for the impact of ongoing charges, but take no account of product charges. Ongoing charges may vary in the future and may be higher than they are now. Fund performance is based upon the movement of the daily price and is shown as total return in GBP with income reinvested. The value of your client's investment can go down as well as up and the amount your client gets back may be less than they put in.
- This factsheet is for investment professionals and is for information purposes only. Should you wish to present any of this content to your client, please refer to similar pages on pru.co.uk. You should refer to your client's policy documentation and supporting brochures for fund availability, investment strategy, any product information and charges. Every care has been taken in populating this output, however it must be appreciated that neither Broadridge, Prudential nor their sources guarantee the accuracy, adequacy or completeness of this information or make any warranties regarding results from its usage.

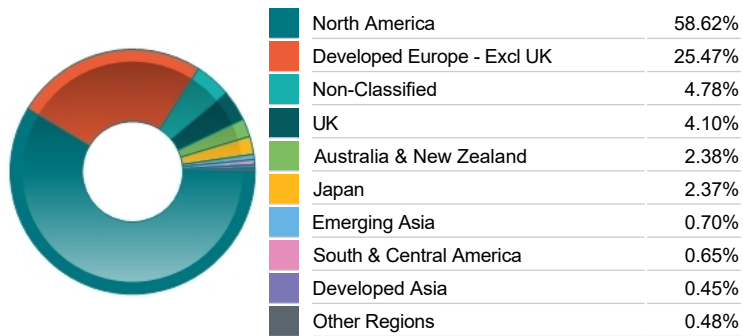
Top 10 Holdings

| Name   | % Weight | Sector | Country       |
|--|----------|--------|---------------|
| 1 JAPAN (GOVERNMENT OF) 10YR #346 0.1 03/20/2027   | 0.49%    | Bonds  | Japan         |
| 2 JAPAN (GOVERNMENT OF) 10YR #354 0.1 03/20/2029   | 0.25%    | Bonds  | Japan         |
| 3 ANHEUSER-BUSCH COMPANIES LLC 4.9 02/01/2046      | 0.08%    | Bonds  | United States |
| 4 T-MOBILE USA INC 3.875 04/15/2030                | 0.08%    | Bonds  | United States |
| 5 MICROSOFT CORPORATION 3.3 02/06/2027             | 0.07%    | Bonds  | United States |
| 6 CIGNA GROUP 4.375 10/15/2028                     | 0.07%    | Bonds  | United States |
| 7 PFIZER INVESTMENT ENTERPRISES PTE 5.3 05/19/2053 | 0.07%    | Bonds  | United States |
| 8 GOLDMAN SACHS GROUP INC/THE 6.75 10/01/2037      | 0.06%    | Bonds  | United States |
| 9 CVS HEALTH CORP 5.05 03/25/2048                  | 0.06%    | Bonds  | United States |
| 10 JPMORGAN CHASE & CO 2.739 10/15/2030            | 0.06%    | Bonds  | United States |

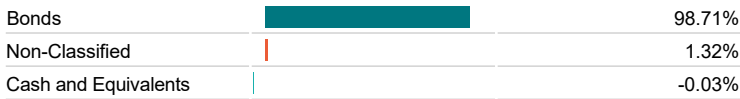
Asset Allocation



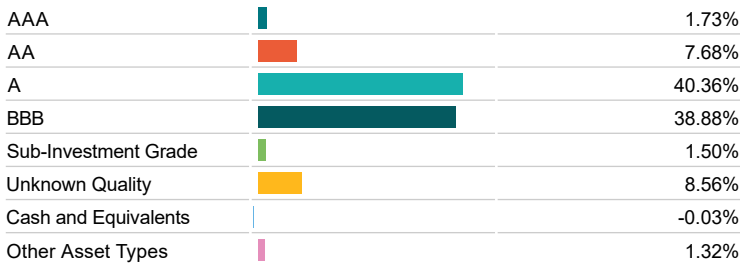
Regional Allocation



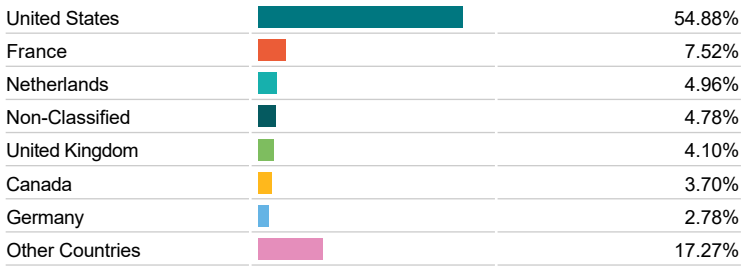
Bond Sector Breakdown



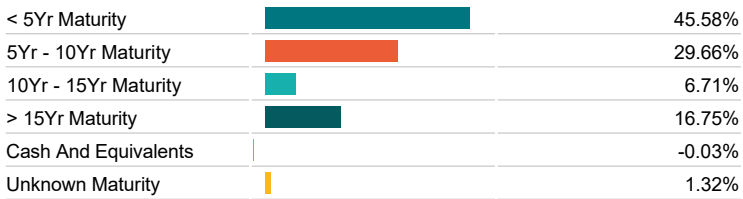
Fixed Interest Quality Profile



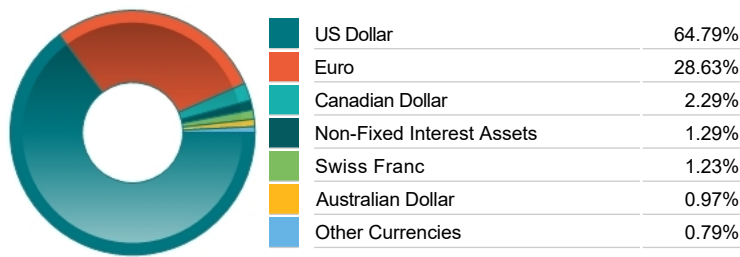
Top Country Breakdown



Fixed Interest Maturity Profile



Fixed Interest Currencies



Important Information

- The Industry Classification Benchmark is a product of FTSE International Limited and has been licensed for use.
- "Prudential" is a trading name of The Prudential Assurance Company Limited, which is registered in England and Wales. Registered office at 10 Fenchurch Avenue, London EC3M 5AG. Registered number 15454. Authorised by the Prudential Regulation Authority and regulated by the Financial Conduct Authority and the Prudential Regulation Authority.