

Benchmark

Benchmark	Income and capital growth target of between 4.5% and 6.5% per year
Benchmark Category	-
IA Sector	£ High Yield

Identification Codes

Sedol Code	B83RDY8
Mex Code	-
Isin Code	GB00B83RDY83
Citi Code	G15N

Fund Overview

Mid (02/04/2026)	120.10p
Distribution yield	7.69%
Underlying yield	-
Fund size (28/02/2026)	£557.41m
Number of holdings	225
Ongoing Charges	0.72%
Launch date	03/03/2000

Fund Charges

Entry Charge	0.00%
Ongoing Charges	0.72%

Fund Background

Valuation frequency	Daily
Valuation point	12:00
Fund type	Unit Trust
Launch price	£0.50
Fund currency	Pound Sterling
Fund domicile	United Kingdom
ISA allowable	Yes
SIPP allowable	Yes

Dealing

Minimum Investment	£3000000
Minimum Top Up	£100000
Minimum Regular Saving	-
Settlement Period: Buy	4 days
Settlement Period: Sell	4 days
Pricing Basis	Forward
Dealing Decimals	2

Distribution Dates

Ex dividend date(s)	Income payment date(s)
28 December	25 January
28 January	25 February
28 February	25 March
28 March	25 April
28 April	25 May
28 May	25 June
28 June	25 July
28 July	25 August
28 August	25 September
28 September	25 October
28 October	25 November
28 November	25 December

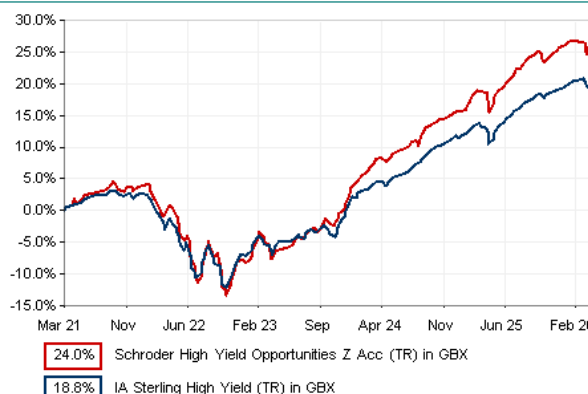
Important Information

- Source of portfolio data: Broadridge. Source of performance data: FE fundinfo. We can't predict the future. Past performance isn't a guide to future performance. The figures shown are intended only to demonstrate performance history of the fund, after allowing for the impact of ongoing charges, but take no account of product charges. Ongoing charges may vary in the future and may be higher than they are now. Fund performance is based upon the movement of the daily price and is shown as total return in GBP with income reinvested. The value of your client's investment can go down as well as up and the amount your client gets back may be less than they put in.
- This factsheet is for investment professionals and is for information purposes only. Should you wish to present any of this content to your client, please refer to similar pages on pru.co.uk. You should refer to your client's policy documentation and supporting brochures for fund availability, investment strategy, any product information and charges. Every care has been taken in populating this output, however it must be appreciated that neither Broadridge, Prudential nor their sources guarantee the accuracy, adequacy or completeness of this information or make any warranties regarding results from its usage.

Aims

The fund's investment objective is to achieve a high level of income from a diversified portfolio of debt securities. The full spectrum of available securities, including unrated issues and those of non-investment grade, will be utilised. Investment will be in directly held transferable securities. The fund may also invest in collective investment schemes, warrants and money market instruments.

Performance



Discrete performance - to last month end

	31/03/21 to 31/03/22	31/03/22 to 31/03/23	31/03/23 to 31/03/24	31/03/24 to 31/03/25	31/03/25 to 31/03/26
Fund	1.0%	-7.7%	16.2%	9.5%	4.5%
Sector	-1.1%	-4.5%	10.8%	7.8%	5.3%
Rank	5/29	25/29	1/29	5/30	27/31
Quartile	1	4	1	1	4

Annualised performance

	3 Years to 31/03/26	5 Years to 31/03/26	10 Years to 31/03/26
Fund	10.0%	4.4%	5.8%
Sector	7.9%	3.5%	4.4%
Rank	4/29	7/29	1/22
Quartile	1	1	1

Fund Managers



Name: Daniel Pearson and Team
 Manager for: 7 years, 6 months

Ratings

FE Crown




Group Details

Group name	Schroder Unit Trusts Limited
Group address	1 London Wall Place, London, EC2Y 5AU United Kingdom
Group telephone	0800 718 777
Dealing telephone	0800 718 788
Email	investorservices@schroders.com
Homepage	www.schroders.co.uk
Fax number	0870 043 4080

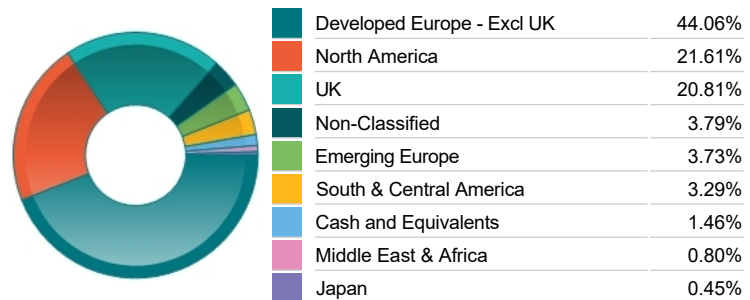
Top 10 Holdings

Name	% Weight	Sector	Country
1 FORD MOTOR CREDIT COMPANY LLC SR eMTN 6.86% 05 Jun 2026	3.03%	Bonds	United States
2 INTRUM INVESTMENTS AND FINANCING A SR REGS 8% 11 Sep 2027	2.69%	Bonds	Sweden
3 GLOBAL AIRCRAFT LEASING CO LTD SR 144A 8.75% 01 Sep 2027	2.40%	Bonds	United States
4 GARFUNKELUX HOLDCO 3 SA SR REGS 9% 01 Sep 2028	2.34%	Bonds	Luxembourg
5 TRUENOORD CAPITAL DAC SR 144A 8.75% 01 Mar 2030	2.20%	Bonds	Ireland
6 VILLA DUTCH BIDCO BV SR REGS 9% 03 Nov 2029	2.17%	Bonds	Netherlands
7 KANE BIDCO LTD SR REGS 7.75% 15 Jul 2031	2.06%	Bonds	Non-Classified
8 EMERIA SAS SR REGS 7.75% 31 Mar 2028	1.99%	Bonds	France
9 CLOUD SOFTWARE GROUP INC SR 144A 6.5% 31 Mar 2029	1.92%	Bonds	United States
10 MC BRAZIL DWNSTRM 7.25% 30 Jun 2031	1.91%	Bonds	Brazil

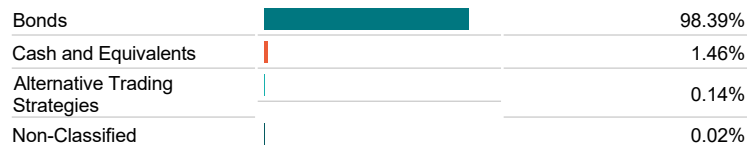
Asset Allocation



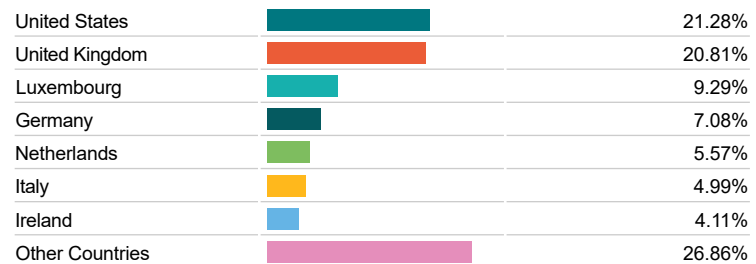
Regional Allocation



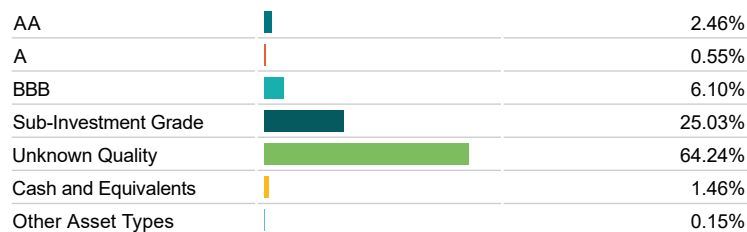
Bond Sector Breakdown



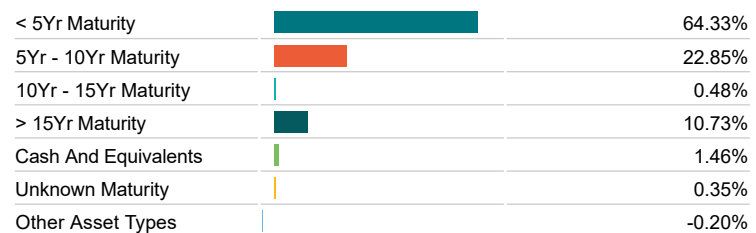
Top Country Breakdown



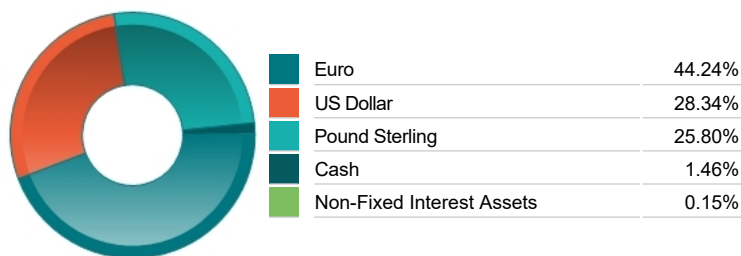
Fixed Interest Quality Profile



Fixed Interest Maturity Profile



Fixed Interest Currencies



Important Information

- The Industry Classification Benchmark is a product of FTSE International Limited and has been licensed for use.
- "Prudential" is a trading name of The Prudential Assurance Company Limited, which is registered in England and Wales. Registered office at 10 Fenchurch Avenue, London EC3M 5AG. Registered number 15454. Authorised by the Prudential Regulation Authority and regulated by the Financial Conduct Authority and the Prudential Regulation Authority.

Commentary

Not Applicable

Important Information

- "Prudential" is a trading name of The Prudential Assurance Company Limited, which is registered in England and Wales. Registered office at 10 Fenchurch Avenue, London EC3M 5AG. Registered number 15454. Authorised by the Prudential Regulation Authority and regulated by the Financial Conduct Authority and the Prudential Regulation Authority.