

Benchmark

Benchmark	-
-----------	---

Identification Codes

Sedol Code	BTCLCQ3
Mex Code	-
Isin Code	GB00BTCLCQ34
Citi Code	BDZFS

Fund Overview

Mid (29/04/2025)	112.24p
Historic yield	-
Fund size (31/03/2025)	£23.07m
Number of holdings	32
Ongoing Charges	0.84%
Launch date	-

Fund Charges

Entry Charge	0.00%
Ongoing Charges	0.84%

Fund Background

Valuation frequency	-
Valuation point	-
Fund type	Not Applicable
Launch price	-
Fund currency	Pound Sterling
Fund domicile	-
ISA allowable	-
SIPP allowable	-

Dealing

Minimum Investment	-
Minimum Top Up	-
Minimum Regular Saving	-
Settlement Period: Buy	4 days
Settlement Period: Sell	4 days
Pricing Basis	Forward
Dealing Decimals	3

Performance

Performance for this fund will be shown when the fund is one year old	

Discrete performance - to last month end

	30/04/20 to 30/04/21	30/04/21 to 30/04/22	30/04/22 to 30/04/23	30/04/23 to 30/04/24	30/04/24 to 30/04/25
Fund	n/a	n/a	n/a	n/a	n/a
Sector	24.4%	-0.4%	-1.7%	9.1%	1.8%
Rank	n/a	n/a	n/a	n/a	n/a
Quartile	n/a	n/a	n/a	n/a	n/a

Annualised performance

		Annualised		
		3 Years to 30/04/25	5 Years to 30/04/25	10 Years to 30/04/25
Fund		n/a	n/a	n/a
Sector		3.0%	6.2%	4.8%
Rank		n/a	n/a	n/a
Quartile		n/a	n/a	n/a


Group Details

Group name	Valu-Trac
Group address	Valu-Trac Investment Management Limited Orton, Fochabers Moray Scotland IV32 7QE
Group telephone	01343 880217
Dealing telephone	-
Email	-
Homepage	www.valu-trac.com/index.php
Fax number	-

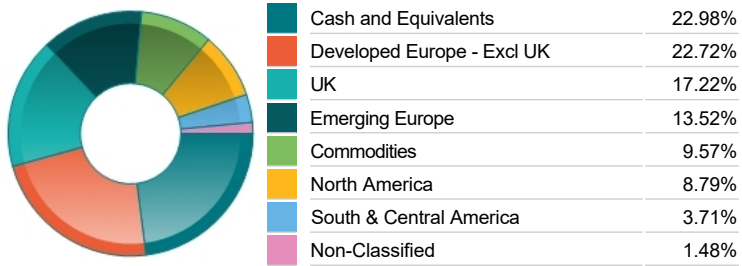
Top 10 Holdings

Name	% Weight	Sector	Country
1 UK T Bill 0% 02/06/2025	12.90%	Bonds	United Kingdom
2 OTP BANK NYRT.	4.52%	Banks	Hungary
3 BANK OF CYPRUS HOLDINGS	4.20%	Banks	Ireland
4 RHEINMETALL AG	3.79%	Aerospace & Defence	Germany
5 BRISTOL-MYERS SQUIBB CO	3.02%	Pharmaceuticals & Biotechnology	United States
6 PIRAEUS FINANCIAL HOLDINGS S.A.	2.99%	Banks	Greece
7 FRESENIUS SE & CO. KGAA	2.82%	Health Care Providers	Germany
8 SPOTIFY TECHNOLOGY S A	2.81%	Media	Luxembourg
9 NATIONAL BANK OF GREECE S.A.	2.74%	Banks	Greece
10 RAIFFEISEN BANK INTERNATIONAL AG	2.71%	Banks	Austria

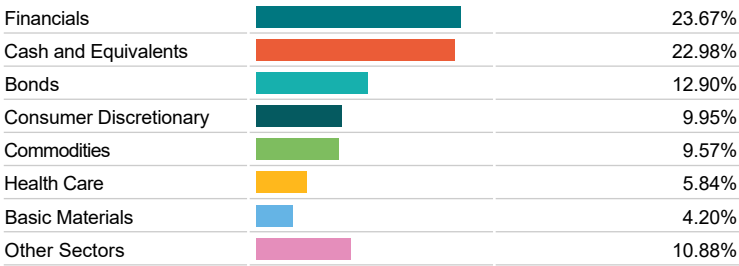
Asset Allocation



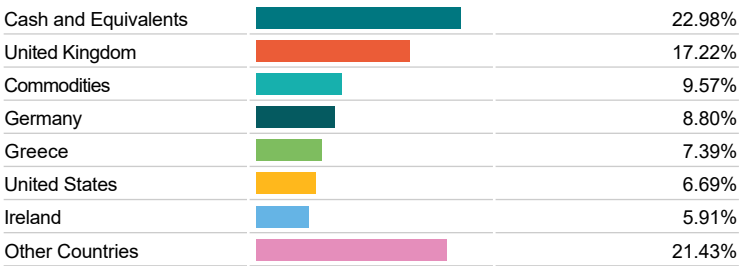
Regional Allocation



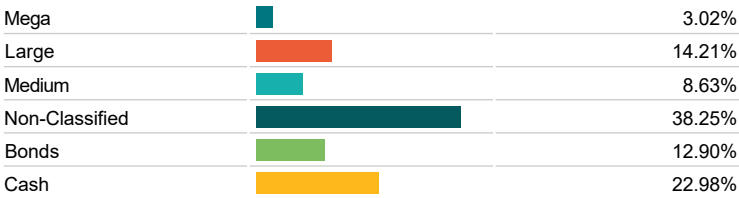
Equity Sector Breakdown



Top Country Breakdown



Breakdown By Market Cap (%)



Fixed Interest Currencies

