

Benchmark

Benchmark	No Benchmark
Benchmark Category	-
IA Sector	£ Strategic Bond

Identification Codes

Sedol Code	0753382
Mex Code	HEHYIA
Isin Code	GB0007533820
Citi Code	HE77

Fund Overview

Mid (17/12/2025)	361.60p
Distribution yield	5.60%
Underlying yield	5.00%
Fund size (30/09/2025)	£1031.77m
Number of holdings	270
Ongoing Charges	0.70%
Launch date	02/05/2000

Fund Charges

Entry Charge	0.00%
Ongoing Charges	0.70%

Fund Background

Valuation frequency	Daily
Valuation point	12:00
Fund type	OEIC
Launch price	£1.39
Fund currency	Pound Sterling
Fund domicile	United Kingdom
ISA allowable	Yes
SIPP allowable	Yes

Dealing

Minimum Investment	£3000000
Minimum Top Up	£10000
Minimum Regular Saving	-
Settlement Period: Buy	4 days
Settlement Period: Sell	4 days
Pricing Basis	Forward
Dealing Decimals	4

Distribution Dates

Ex dividend date(s)	Income payment date(s)
01 January	28 February
01 April	31 May
01 July	31 August
01 October	30 November

Aims

To provide a return by investing in higher yielding assets including high yield bonds, investment grade bonds, government bonds, preference shares and other bonds. The Fund may also invest in equities. The Fund will take strategic asset allocation decisions between countries, asset classes, sectors and credit ratings. The Fund may invest in other transferable securities, money market instruments, derivatives and forward transactions, deposits and units in collective investment schemes.

Performance



Discrete performance - to last month end

	30/11/20 to 30/11/21	30/11/21 to 30/11/22	30/11/22 to 30/11/23	30/11/23 to 30/11/24	30/11/24 to 30/11/25
Fund	0.2%	-15.7%	-2.2%	6.1%	4.9%
Sector	1.7%	-10.6%	3.5%	8.9%	6.4%
Rank	54/71	66/75	78/80	74/83	73/86
Quartile	4	4	4	4	4

Annualised performance

	3 Years to 30/11/25	5 Years to 30/11/25	10 Years to 30/11/25
Fund	2.8%	-1.7%	1.8%
Sector	6.3%	1.8%	3.2%
Rank	73/80	66/71	49/52
Quartile	4	4	4

Fund Managers



Name: Jenna Barnard  
Manager for: 12 years, 1 months

Ratings

FE Crown



Group Details

Group name	Janus Henderson Investors
Group address	PO Box 9023 Chelmsford CM99 2WB
Group telephone	0800 832 832
Dealing telephone	0845 608 8703
Email	support@henderson.com
Homepage	www.henderson.com
Fax number	0870 888 3094


Important Information

- Source of portfolio data: Broadridge. Source of performance data: FE fundinfo. We can't predict the future. Past performance isn't a guide to future performance. The figures shown are intended only to demonstrate performance history of the fund, after allowing for the impact of ongoing charges, but take no account of product charges. Ongoing charges may vary in the future and may be higher than they are now. Fund performance is based upon the movement of the daily price and is shown as total return in GBP with income reinvested. The value of your client's investment can go down as well as up and the amount your client gets back may be less than they put in.
- This factsheet is for investment professionals and is for information purposes only. Should you wish to present any of this content to your client, please refer to similar pages on pru.co.uk. You should refer to your client's policy documentation and supporting brochures for fund availability, investment strategy, any product information and charges. Every care has been taken in populating this output, however it must be appreciated that neither Broadridge, Prudential nor their sources guarantee the accuracy, adequacy or completeness of this information or make any warranties regarding results from its usage.

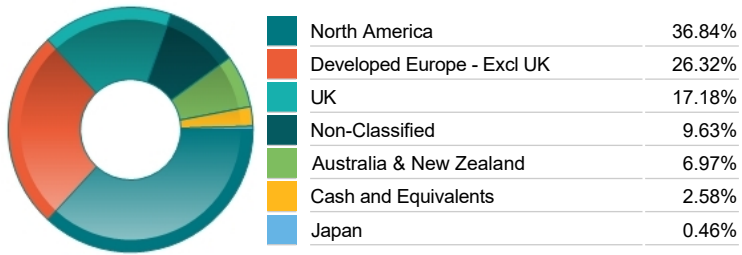
Top 10 Holdings

Name	% Weight	Sector	Country
1 NEW ZEALAND GOVERNMENT BOND 3.5% 14Apr33 NZD REGS	5.51%	Bonds	New Zealand
2 JPMORGAN CHASE & CO 4.946% 22Oct35 FIX/FRN USD	1.80%	Bonds	United States
3 SWISS CONFEDERATION GOVERNMENT BOND 0.25% 23Jun35 CHF REGS	1.66%	Bonds	Switzerland
4 CHARTER COMMUNICATIONS OPERATING LLC / CHARTER COMMUNICATIONS OPERATING CAPITAL	1.56%	Bonds	United States
5 NEW ZEALAND GOVERNMENT BOND 4.5% 15May35 NZD	1.46%	Bonds	New Zealand
6 TESCO PROPERTY FINANCE 3 PLC 5.744% 13Apr40 GBP REGS	1.29%	Bonds	United Kingdom
7 FR RJ3274	1.28%	Bonds	United States
8 BUPA FINANCE PLC 4% FIX/FRN PERP GBP REGS	1.24%	Bonds	United Kingdom
9 FR RJ3251	1.21%	Bonds	United States
10 FN FS9509	1.18%	Bonds	United States


Asset Allocation



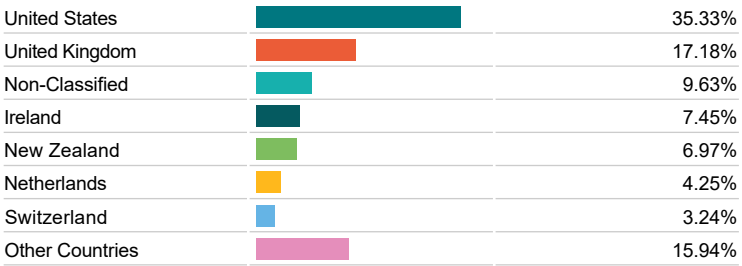
Regional Allocation



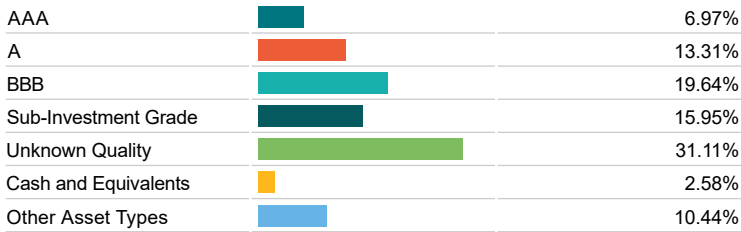
Bond Sector Breakdown



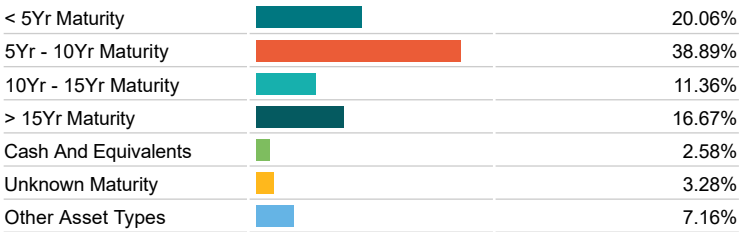
Top Country Breakdown



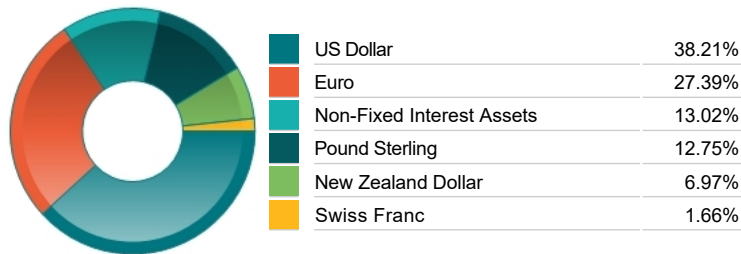
Fixed Interest Quality Profile



Fixed Interest Maturity Profile



Fixed Interest Currencies



Important Information

- The Industry Classification Benchmark is a product of FTSE International Limited and has been licensed for use.
- "Prudential" is a trading name of The Prudential Assurance Company Limited, which is registered in England and Wales. Registered office at 10 Fenchurch Avenue, London EC3M 5AG. Registered number 15454. Authorised by the Prudential Regulation Authority and regulated by the Financial Conduct Authority and the Prudential Regulation Authority.