

## Benchmark

Benchmark	FTSE World Europe ex UK Index, IA Europe Excluding UK Sector
Benchmark Category	Comparator
IA Sector	Europe Excluding UK

## Identification Codes

Sedol Code	BYZ55N5
Mex Code	CGXXZ
Isin Code	GB00BYZ55N51
Citi Code	MT7V

## Fund Overview

Mid (02/04/2026)	314.70p
Historic yield	0.38%
Fund size (31/12/2025)	£687.96m
Number of holdings	48
Ongoing Charges	0.59%
Launch date	14/12/2015

## Fund Charges

Entry Charge	7.00%
Ongoing Charges	0.59%

## Fund Background

Valuation frequency	Daily
Valuation point	12:00
Fund type	OEIC
Launch price	£1.00
Fund currency	Pound Sterling
Fund domicile	United Kingdom
ISA allowable	Yes
SIPP allowable	Yes

## Dealing

Minimum Investment	£100000
Minimum Top Up	£1000
Minimum Regular Saving	-
Settlement Period: Buy	4 days
Settlement Period: Sell	4 days
Pricing Basis	Forward
Dealing Decimals	3

## Distribution Dates

Ex dividend date(s)	Income payment date(s)
01 December	31 January
01 June	31 July

## Aims

To provide total returns, comprised of income and capital growth, over the long-term, being five years or more. Five years is also the minimum recommended period for holding shares in this fund. This does not mean that the fund will achieve the objective over this, or any other, specific time period and there is a risk of loss to the original capital invested. A minimum of 80% of the fund's assets will be invested in shares of companies listed in Europe, excluding the UK. The fund is actively managed which means that the fund manager will manage and adapt the portfolio depending on their assessment of the broad economic environment and market conditions. The fund manager may invest in large, medium and smaller sized companies across all industry sectors although it is expected that there will be a bias towards medium sized companies, which the fund manager considers to be of a market value of between £2 billion and £15 billion. The exposure to different sized companies may change over time according to economic and stock market conditions. The fund may also hold other investments such as companies in other geographical jurisdictions such as the UK and the USA, government and corporate (company) bonds, convertible bonds (bonds that can convert into company shares), collective investment schemes and cash and cash-like investments. The fund may invest in derivatives and forward transactions (these are contracts whose value is based on the change in price of an underlying investment) for the purposes of efficient portfolio management, including hedging (hedging is designed to offset the risk of another investment falling in price).

## Performance



## Discrete performance - to last month end

	31/03/21 to 31/03/22	31/03/22 to 31/03/23	31/03/23 to 31/03/24	31/03/24 to 31/03/25	31/03/25 to 31/03/26
Fund	-0.6%	-5.8%	17.0%	-10.0%	4.9%
Sector	4.2%	6.5%	12.3%	0.9%	12.1%
Rank	123/131	133/136	37/137	130/138	113/140
Quartile	4	4	2	4	4

## Annualised performance

	Annualised		
	3 Years to 31/03/26	5 Years to 31/03/26	10 Years to 31/03/26
Fund	3.4%	0.7%	11.3%
Sector	8.3%	7.1%	8.7%
Rank	117/137	123/131	7/107
Quartile	4	4	1

## Fund Managers



Name: Thomas Brown      Carlos Moreno  
 Manager for: 10 years, 5 months      10 years, 8 months

## Ratings

FE Crown



## Group Details

Group name	Premier Miton Investors
Group address	Paternoster House 65 St Paul's Churchyard London EC4M 8AB
Group telephone	0845 6056363
Dealing telephone	-
Email	sales@premierfunds.co.uk
Homepage	www.premiermiton.com
Fax number	01483 300845

## Top 10 Holdings

Name	% Weight	Sector	Country
1 POLYPEPTIDE GROUP AG	5.00%	Pharmaceuticals & Biotechnology	Switzerland
2 ASM INTERNATIONAL N.V.	4.79%	Technology Hardware & Equipment	Netherlands
3 TECHNOPROBE S.P.A	4.75%	Technology Hardware & Equipment	Italy
4 FINECOBANK BANCA FINECO S.P.A.	3.77%	Banks	Italy
5 RAYSEARCH LABORATORIES AB (PUBL)	3.31%	Medical Equipment & Services	Sweden
6 BE SEMICONDUCTOR INDUSTRIES N.V.	3.10%	Technology Hardware & Equipment	Netherlands
7 ION BEAM APPLICATIONS	2.92%	Medical Equipment & Services	Belgium
8 MUNTERS GROUP AB	2.85%	Construction & Materials	Sweden
9 PRADA S.P.A.	2.78%	Personal Goods	Italy
10 VEND MARKETPLACES ASA	2.72%	Software & Computer Services	Norway

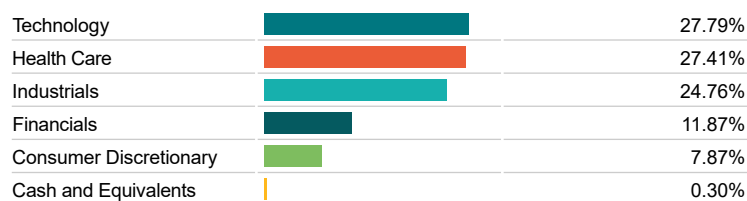
## Asset Allocation



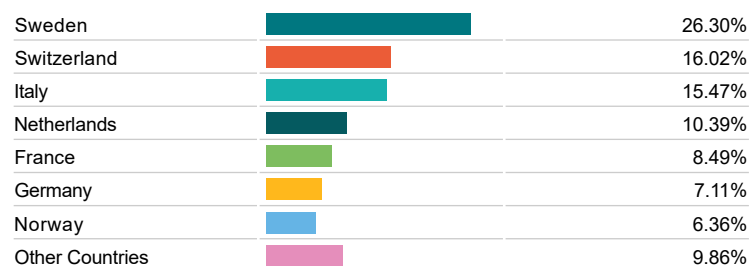
## Regional Allocation



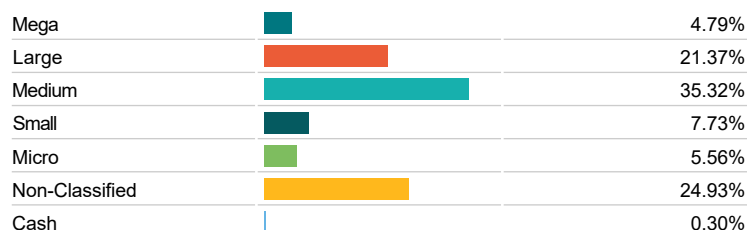
## Equity Sector Breakdown



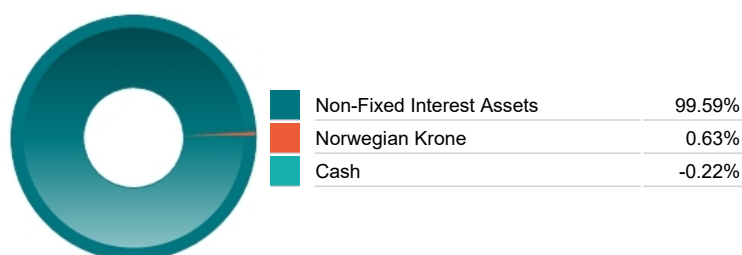
## Top Country Breakdown



## Breakdown By Market Cap (%)



## Fixed Interest Currencies



## Important Information

- The Industry Classification Benchmark is a product of FTSE International Limited and has been licensed for use.
- "Prudential" is a trading name of The Prudential Assurance Company Limited, which is registered in England and Wales. Registered office at 10 Fenchurch Avenue, London EC3M 5AG. Registered number 15454. Authorised by the Prudential Regulation Authority and regulated by the Financial Conduct Authority and the Prudential Regulation Authority.