

Benchmark

Benchmark	FTSE Custom Dev Asia Pac ex Japan Net of Tax Mid Day
Benchmark Category	-
IA Sector	Asia Pacific Excluding Japan

Identification Codes

Sedol Code	B849FB4
Mex Code	MYKAAX
Isin Code	GB00B849FB47
Citi Code	G6IF

Fund Overview

Mid (02/04/2026)	705.81p
Historic yield	2.05%
Fund size (28/02/2026)	£2746.22m
Number of holdings	629
Ongoing Charges	0.11%
Launch date	29/06/2012

Fund Charges

Entry Charge	0.00%
Ongoing Charges	0.11%

Fund Background

Valuation frequency	Daily
Valuation point	12:00
Fund type	Unit Trust
Launch price	£1.00
Fund currency	Pound Sterling
Fund domicile	United Kingdom
ISA allowable	Yes
SIPP allowable	Yes

Dealing

Minimum Investment	£100000
Minimum Top Up	£100
Minimum Regular Saving	-
Settlement Period: Buy	3 days
Settlement Period: Sell	3 days
Pricing Basis	Forward
Dealing Decimals	3

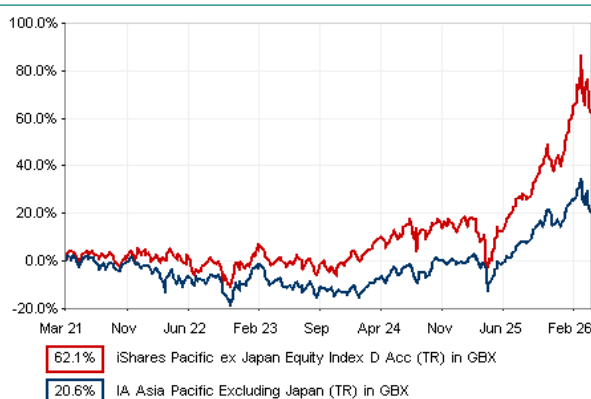
Distribution Dates

Ex dividend date(s)	Income payment date(s)
01 March	30 April
01 September	31 October

Aims

The aim of the Fund is to seek to achieve capital growth for investors by tracking closely the performance of the FTSE World Asia-Pacific ex-Japan Index by investing in companies in the Index. Investment will be made directly into constituent companies and via other transferable securities giving exposure to such companies. The Fund may also invest in permitted money market instruments, permitted deposits, and units in collective investment schemes. Derivatives and forward transactions may be used for the purposes of efficient portfolio management.

Performance




Discrete performance - to last month end

	31/03/21 to 31/03/22	31/03/22 to 31/03/23	31/03/23 to 31/03/24	31/03/24 to 31/03/25	31/03/25 to 31/03/26
Fund	5.0%	-4.5%	8.9%	-3.3%	53.5%
Sector	-5.2%	-2.5%	0.3%	3.8%	25.3%
Rank	20/109	63/113	9/113	105/114	2/116
Quartile	1	3	1	4	1

Annualised performance

	Annualised		
	3 Years to 31/03/26	5 Years to 31/03/26	10 Years to 31/03/26
Fund	17.4%	10.1%	12.1%
Sector	9.3%	3.8%	9.0%
Rank	4/113	4/109	6/90
Quartile	1	1	1

Fund Managers



Name: Kieran Doyle
Manager for: 10 years

Group Details

Group name	BlackRock Investment Management (UK) Limited
Group address	12 Throgmorton Avenue London EC2N 2DL
Group telephone	08457 405 405
Dealing telephone	0800 445522
Email	broker.services@blackrock.com
Homepage	www.blackrock.co.uk
Fax number	020 7743 1135

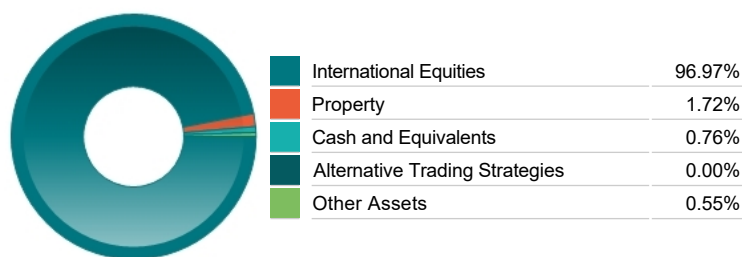
Important Information

- Source of portfolio data: Broadridge. Source of performance data: FE fundinfo. We can't predict the future. Past performance isn't a guide to future performance. The figures shown are intended only to demonstrate performance history of the fund, after allowing for the impact of ongoing charges, but take no account of product charges. Ongoing charges may vary in the future and may be higher than they are now. Fund performance is based upon the movement of the daily price and is shown as total return in GBP with income reinvested. The value of your client's investment can go down as well as up and the amount your client gets back may be less than they put in.
- This factsheet is for investment professionals and is for information purposes only. Should you wish to present any of this content to your client, please refer to similar pages on pru.co.uk. You should refer to your client's policy documentation and supporting brochures for fund availability, investment strategy, any product information and charges. Every care has been taken in populating this output, however it must be appreciated that neither Broadridge, Prudential nor their sources guarantee the accuracy, adequacy or completeness of this information or make any warranties regarding results from its usage.


Top 10 Holdings

Name	% Weight	Sector	Country
1 TAIWAN SEMICONDUCTOR MANUFACTURING COMPANY LIMITED	19.58%	Technology Hardware & Equipment	Taiwan
2 SAMSUNG ELECTRONICS CO. LTD	8.91%	Telecommunications Equipment	South Korea
3 SK HYNIX	5.03%	Technology Hardware & Equipment	South Korea
4 COMMONWEALTH BANK OF AUSTRALIA	2.62%	Banks	Australia
5 BHP GROUP LIMITED	2.57%	Industrial Metals & Mining	Australia
6 AIA GROUP LIMITED	1.47%	Life Insurance	Hong Kong
7 NATIONAL AUSTRALIA BANK LIMITED	1.35%	Banks	Australia
8 WESTPAC BANKING CORPORATION	1.31%	Banks	Australia
9 HON HAI PRECISION INDUSTRY CO.	1.19%	Technology Hardware & Equipment	Taiwan
10 MEDIATEK CORPORATION	1.15%	Technology Hardware & Equipment	Taiwan

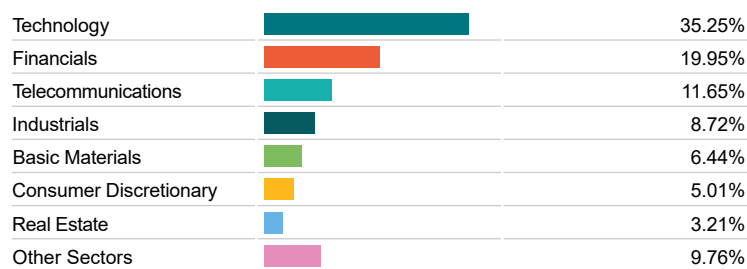
Asset Allocation



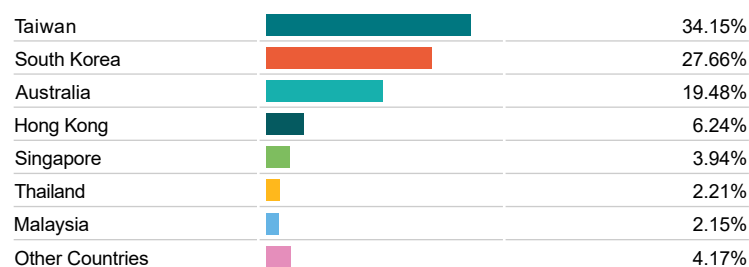
Regional Allocation



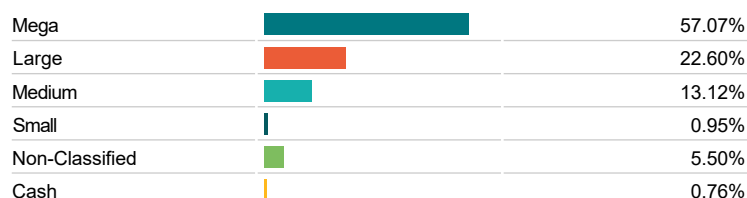
Equity Sector Breakdown



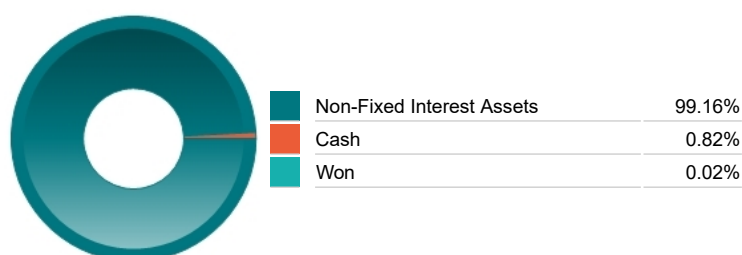
Top Country Breakdown



Breakdown By Market Cap (%)



Fixed Interest Currencies



Important Information

- The Industry Classification Benchmark is a product of FTSE International Limited and has been licensed for use.
- "Prudential" is a trading name of The Prudential Assurance Company Limited, which is registered in England and Wales. Registered office at 10 Fenchurch Avenue, London EC3M 5AG. Registered number 15454. Authorised by the Prudential Regulation Authority and regulated by the Financial Conduct Authority and the Prudential Regulation Authority.