

Benchmark

Benchmark	MSCI World GBP
Benchmark Category	-
IA Sector	Global Equity Income

Identification Codes

Sedol Code	3044209
Mex Code	NUGSS2
Isin Code	GB0030442098
Citi Code	GN31

Fund Overview

Mid (01/04/2026)	377.10p
Historic yield	-
Fund size (28/02/2026)	£675.90m
Number of holdings	74
Ongoing Charges	0.87%
Launch date	14/05/2001

Fund Charges

Entry Charge	0.00%
Ongoing Charges	0.87%

Fund Background

Valuation frequency	Daily
Valuation point	12:00
Fund type	OEIC
Launch price	£1.30
Fund currency	Pound Sterling
Fund domicile	United Kingdom
ISA allowable	Yes
SIPP allowable	Yes

Dealing

Minimum Investment	£500000
Minimum Top Up	£25000
Minimum Regular Saving	-
Settlement Period: Buy	4 days
Settlement Period: Sell	4 days
Pricing Basis	Forward
Dealing Decimals	3

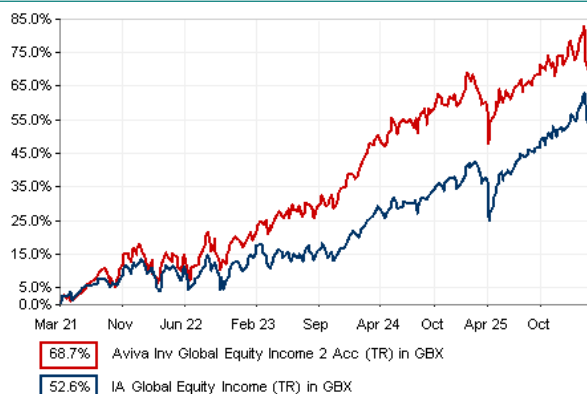
Distribution Dates

Ex dividend date(s)	Income payment date(s)
16 January	15 March
16 April	15 June
16 July	15 September
16 October	15 December

Aims

To provide an annualised income yield at least one and a quarter times that of the annual income yield obtainable on the MSCI World Index (GBP), with the potential for capital growth. The Fund aims to achieve the investment objective by investing principally in global equities judged to offer above average dividend yields with prospects of dividend growth and the potential for long term capital growth. The Fund may also invest in other transferable securities, collective investment schemes, money market instruments, deposits, cash, near cash, derivatives and forward transactions.

Performance



Discrete performance - to last month end

	31/03/21 to 31/03/22	31/03/22 to 31/03/23	31/03/23 to 31/03/24	31/03/24 to 31/03/25	31/03/25 to 31/03/26
Fund	15.9%	7.2%	21.2%	5.9%	5.8%
Sector	11.8%	2.3%	13.3%	4.8%	12.3%
Rank	9/47	4/49	5/52	24/53	42/55
Quartile	1	1	1	2	4

Annualised performance

	Annualised		
	3 Years to 31/03/26	5 Years to 31/03/26	10 Years to 31/03/26
Fund	10.7%	11.0%	11.6%
Sector	10.1%	8.8%	9.3%
Rank	22/52	12/47	9/33
Quartile	2	1	1

Fund Managers



Name: Richard Saldanha
 Manager for: 12 years, 4 months

Ratings

FE Crown



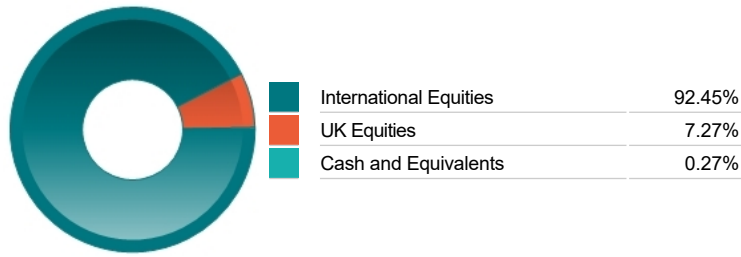
Group Details

Group name	Aviva Investors UK Fund Services Limited
Group address	St Helen's 1 Undershaft London EC3P 3DQ
Group telephone	0800 015 4773
Dealing telephone	0800 587 4563
Email	fund&salessupport@avivainvestors.com
Homepage	www.avivainvestors.co.uk
Fax number	-

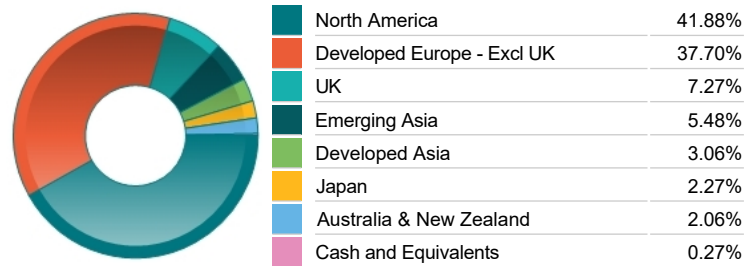
Top 10 Holdings

Name	% Weight	Sector	Country
1 BROADCOM	4.17%	Technology Hardware & Equipment	United States
2 MICROSOFT CORPORATION	4.11%	Software & Computer Services	United States
3 TAIWAN SEMICONDUCTOR MANUFACTURING COMPANY LIMITED	3.92%	Technology Hardware & Equipment	Taiwan
4 ALPHABET	3.65%	Software & Computer Services	United States
5 CRH	3.29%	Construction & Materials	Ireland
6 JPMORGAN CHASE & CO	3.23%	Banks	United States
7 DEUTSCHE TELEKOM AG	3.16%	Telecommunications Service Providers	Germany
8 AIA GROUP LIMITED	3.06%	Life Insurance	Hong Kong
9 UNILEVER	3.04%	Personal Care, Drug & Grocery Stores	United Kingdom
10 MERCK & CO INC(NEW)	2.97%	Pharmaceuticals & Biotechnology	United States

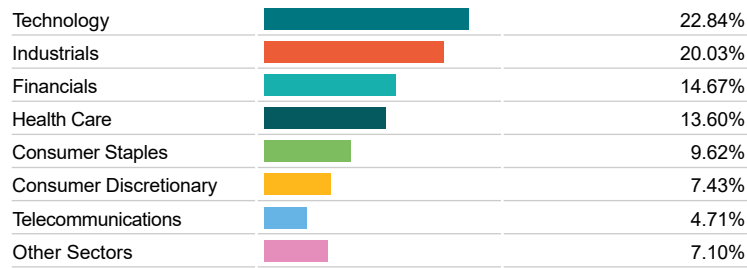
Asset Allocation



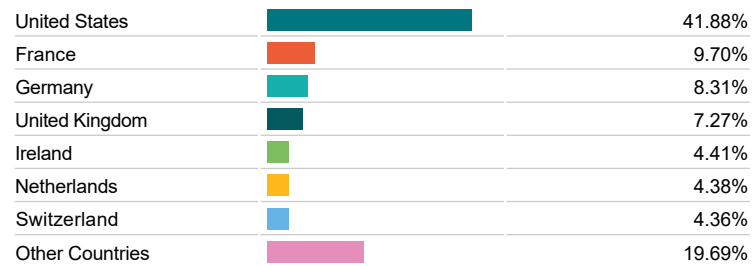
Regional Allocation



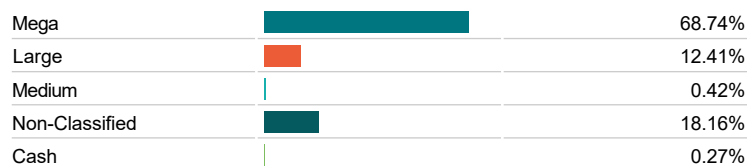
Equity Sector Breakdown



Top Country Breakdown



Breakdown By Market Cap (%)



Fixed Interest Currencies



Important Information

- The Industry Classification Benchmark is a product of FTSE International Limited and has been licensed for use.
- "Prudential" is a trading name of The Prudential Assurance Company Limited, which is registered in England and Wales. Registered office at 10 Fenchurch Avenue, London EC3M 5AG. Registered number 15454. Authorised by the Prudential Regulation Authority and regulated by the Financial Conduct Authority and the Prudential Regulation Authority.

Commentary

Global equity markets fell sharply in February, with a marked rise in volatility. The catalyst came with the release of higher than expected earnings growth data in the US, which triggered concerns over the outlook for inflation and the risk that the Federal Reserve would be forced to raise interest rates at a faster pace than had been previously signalled. At the sector level, energy stocks were weakest on concerns that rising shale production in the US would derail the recovery in the oil price. Investors continued to favour technology stocks, based on strong earnings momentum in the US. UK equities underperformed the World Index as the Bank of England signalled interest rates may need to rise more rapidly than anticipated to return inflation to its 2% target. Exposure to technology stocks contributed to fund performance. Cisco Systems was the main contributor as the US maker of internet communications equipment reported quarterly earnings ahead of expectations and announced a \$25 billion share buyback programme. Our holding in Broadcom, which raised its takeover offer for rival chipmaker Qualcomm, also performed well. Amongst consumer stocks, holdings in Home Depot and McDonalds detracted. Home Depot lost ground despite the DIY retailer reporting fourth quarter sales ahead of forecasts. McDonalds weakened on concerns over the company's first quarter revenues after the fast food chain launched a range of discounted burgers and drinks to boost sales.