

Benchmark

Benchmark	IA Mixed Investment 40-85% Shares
Benchmark Category	-
IA Sector	Mixed Investment 40-85% Shares

Identification Codes

Sedol Code	B7LB0P5
Mex Code	RSINTJ
Isin Code	GB00B7LB0P54
Citi Code	GQJA

Fund Overview

Mid (07/04/2026)	209.09p
Historic yield	1.96%
Fund size (31/01/2026)	£4068.73m
Number of holdings	75
Ongoing Charges	0.68%
Launch date	04/11/1986

Fund Charges

Entry Charge	0.00%
Ongoing Charges	0.68%

Fund Background

Valuation frequency	Daily
Valuation point	12:00
Fund type	ICVC
Launch price	£0.50
Fund currency	Pound Sterling
Fund domicile	United Kingdom
ISA allowable	Yes
SIPP allowable	Yes

Dealing

Minimum Investment	£10000000
Minimum Top Up	£0
Minimum Regular Saving	-
Settlement Period: Buy	3 days
Settlement Period: Sell	3 days
Pricing Basis	Forward
Dealing Decimals	4

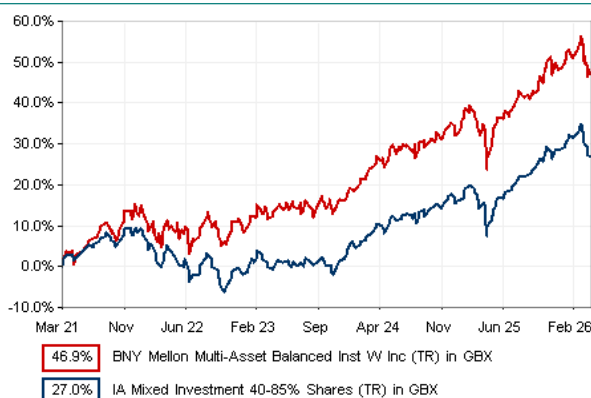
Distribution Dates

Ex dividend date(s)	Income payment date(s)
02 January	28 February
03 July	31 August

Aims

The objective of the Sub-Fund is to achieve a balance between capital growth and income predominantly from a portfolio of UK and international securities.

Performance



Discrete performance - to last month end

	31/03/21 to 31/03/22	31/03/22 to 31/03/23	31/03/23 to 31/03/24	31/03/24 to 31/03/25	31/03/25 to 31/03/26
Fund	11.9%	1.3%	12.0%	4.4%	10.8%
Sector	5.2%	-4.5%	10.2%	3.3%	11.0%
Rank	7/183	4/189	62/196	74/213	135/219
Quartile	1	1	2	2	3

Annualised performance

	Annualised		
	3 Years to 31/03/26	5 Years to 31/03/26	10 Years to 31/03/26
Fund	9.0%	8.0%	8.1%
Sector	8.1%	4.9%	6.2%
Rank	80/196	12/183	17/124
Quartile	2	1	1

Fund Managers



Name:	Paul Flood	Bhavin Shah	Simon Nichols
Manager for:	3 years, 9 months	8 years, 3 months	8 years, 3 months

Ratings

FE Crown



Group Details

Group name	BNY Mellon Fund Management (Luxembourg) S.A.
Group address	BNY Mellon Asset Management International Limited The Bank of New York Mellon Centre 160 Queen Victoria Street London EC4V 4LA United Kingdom
Group telephone	0500 66 00 00
Dealing telephone	-
Email	-
Homepage	www.bnymellonam.com
Fax number	-

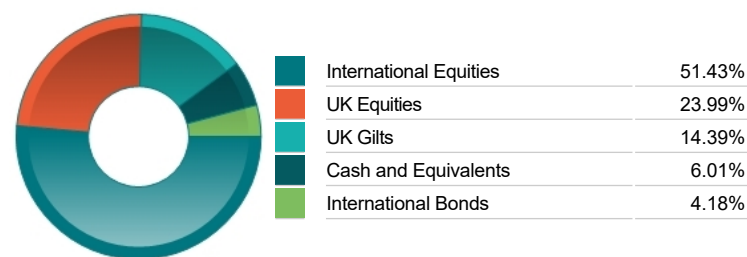
Important Information

- Source of portfolio data: Broadridge. Source of performance data: FE fundinfo. We can't predict the future. Past performance isn't a guide to future performance. The figures shown are intended only to demonstrate performance history of the fund, after allowing for the impact of ongoing charges, but take no account of product charges. Ongoing charges may vary in the future and may be higher than they are now. Fund performance is based upon the movement of the daily price and is shown as total return in GBP with income reinvested. The value of your client's investment can go down as well as up and the amount your client gets back may be less than they put in.
- This factsheet is for investment professionals and is for information purposes only. Should you wish to present any of this content to your client, please refer to similar pages on pru.co.uk. You should refer to your client's policy documentation and supporting brochures for fund availability, investment strategy, any product information and charges. Every care has been taken in populating this output, however it must be appreciated that neither Broadridge, Prudential nor their sources guarantee the accuracy, adequacy or completeness of this information or make any warranties regarding results from its usage.

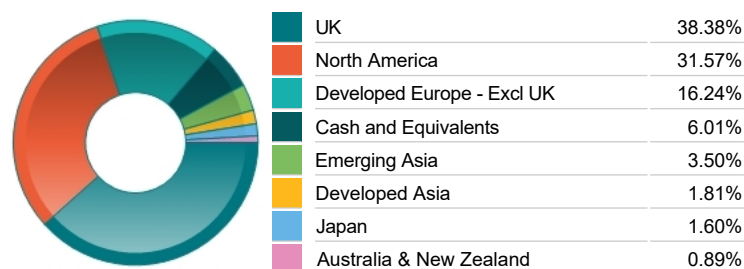
Top 10 Holdings

Name	% Weight	Sector	Country
1 MICROSOFT CORPORATION	3.03%	Software & Computer Services	United States
2 ALPHABET	2.52%	Software & Computer Services	United States
3 AMAZON.COM	2.49%	Retailers	United States
4 4¼% Treasury Gilt 2039	2.20%	Bonds	United Kingdom
5 BAE SYSTEMS	2.17%	Aerospace & Defence	United Kingdom
6 4¼% Treasury Stock 2036	2.16%	Bonds	United Kingdom
7 4¼% Treasury Gilt 2027	2.11%	Bonds	United Kingdom
8 TAIWAN SEMICONDUCTOR MANUFACTURING COMPANY LIMITED	2.10%	Technology Hardware & Equipment	Taiwan
9 SHELL	2.04%	Non-Renewable Energy	United Kingdom
10 3½% Treasury Gilt 2045	2.01%	Bonds	United Kingdom

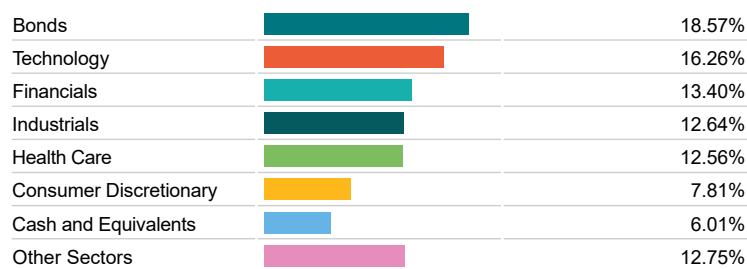
Asset Allocation



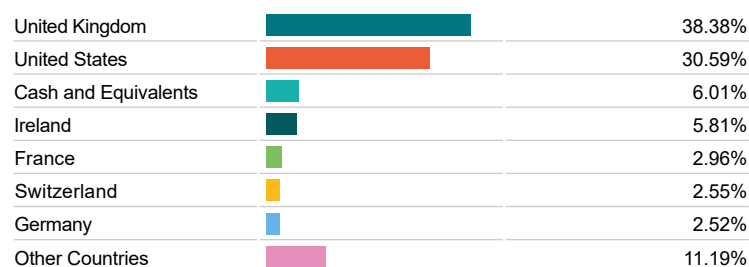
Regional Allocation



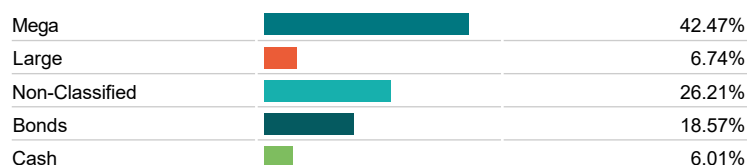
Equity Sector Breakdown




Top Country Breakdown



Breakdown By Market Cap (%)



Fixed Interest Currencies



Important Information

- The Industry Classification Benchmark is a product of FTSE International Limited and has been licensed for use.
- "Prudential" is a trading name of The Prudential Assurance Company Limited, which is registered in England and Wales. Registered office at 10 Fenchurch Avenue, London EC3M 5AG. Registered number 15454. Authorised by the Prudential Regulation Authority and regulated by the Financial Conduct Authority and the Prudential Regulation Authority.