

Benchmark

Benchmark	S&P Global Infrastructure NR
Benchmark Category	-
IA Sector	Unclassified

Identification Codes

Sedol Code	BDR8GH6
Mex Code	-
Isin Code	GB00BDR8GH68
Citi Code	PDHO

Fund Overview

Mid (07/04/2026)	184.86p
Historic yield	3.79%
Fund size (31/01/2026)	£107.35m
Number of holdings	28
Ongoing Charges	0.81%
Launch date	13/08/2018

Fund Charges

Entry Charge	0.00%
Ongoing Charges	0.81%

Fund Background

Valuation frequency	Daily
Valuation point	-
Fund type	ICVC
Launch price	\$1.00
Fund currency	Pound Sterling
Fund domicile	United Kingdom
ISA allowable	Yes
SIPP allowable	Yes

Dealing

Minimum Investment	£10000000
Minimum Top Up	£0
Minimum Regular Saving	-
Settlement Period: Buy	3 days
Settlement Period: Sell	3 days
Pricing Basis	Forward
Dealing Decimals	4

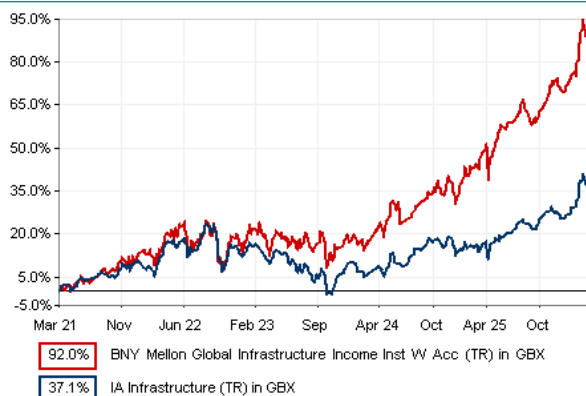
Distribution Dates

Ex dividend date(s)	Income payment date(s)
02 January	28 February
03 April	31 May
03 July	31 August
02 October	30 November

Aims

The Sub-Fund aims to maximise total returns from income and capital growth by gaining exposure to companies located worldwide that are engaged in infrastructure and related operations.

Performance




Discrete performance - to last month end

	31/03/21 to 31/03/22	31/03/22 to 31/03/23	31/03/23 to 31/03/24	31/03/24 to 31/03/25	31/03/25 to 31/03/26
Fund	19.5%	-2.2%	5.1%	20.8%	29.3%
Sector	16.4%	-3.9%	-2.8%	7.3%	17.5%
Rank	7/28	7/30	6/34	1/36	2/37
Quartile	1	1	1	1	1

Annualised performance

	Annualised		
	3 Years to 31/03/26	5 Years to 31/03/26	10 Years to 31/03/26
Fund	18.0%	13.9%	n/a
Sector	7.0%	6.5%	7.4%
Rank	1/34	1/28	n/a
Quartile	1	1	n/a

Fund Managers



Name: Brock Campbell
 Manager for: 4 years, 4 months

Ratings

FE Crown




Group Details

Group name	BNY Mellon Fund Management (Luxembourg) S.A.
Group address	BNY Mellon Asset Management International Limited The Bank of New York Mellon Centre 160 Queen Victoria Street London EC4V 4LA United Kingdom
Group telephone	0500 66 00 00
Dealing telephone	-
Email	-
Homepage	www.bnymellonam.com
Fax number	-

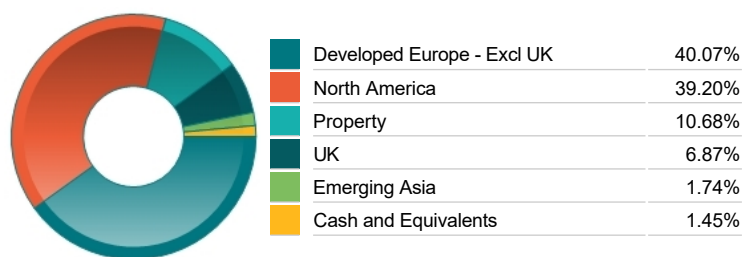
Top 10 Holdings

Name	% Weight	Sector	Country
1 HESS MIDSTREAM LP	6.83%	Non-Renewable Energy	United States
2 ENEL - SPA	6.53%	Electricity	Italy
3 ONEOK	6.49%	Non-Renewable Energy	United States
4 HEALTHPEAK PROPERTIES	6.20%	Real Estate Investment Trusts	Direct Property and REITs
5 ENGIE	6.00%	Gas, Water & Multi-utilities	France
6 BOUYGUES	5.05%	Construction & Materials	France
7 ORANGE	4.85%	Telecommunications Service Providers	France
8 Omega Healthcare Investors Omega Healthcare Investors, Inc USD0.10	4.48%	Real Estate Investment Trusts	Direct Property and REITs
9 ANTERO MIDSTREAM CORP	4.22%	Non-Renewable Energy	United States
10 ENBRIDGE	4.12%	Non-Renewable Energy	Canada

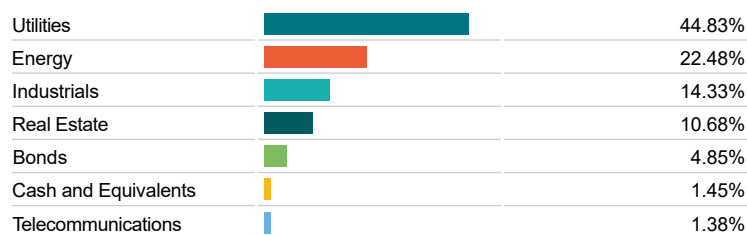
Asset Allocation



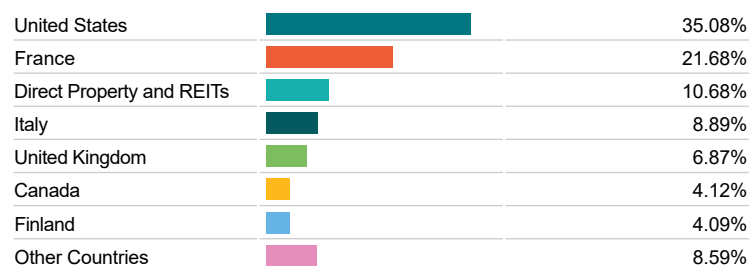
Regional Allocation



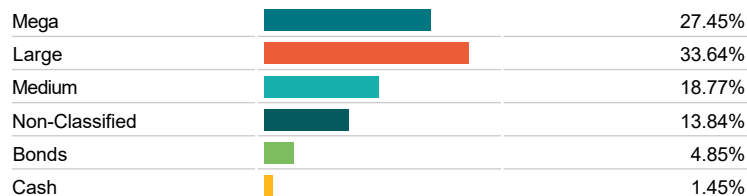
Equity Sector Breakdown



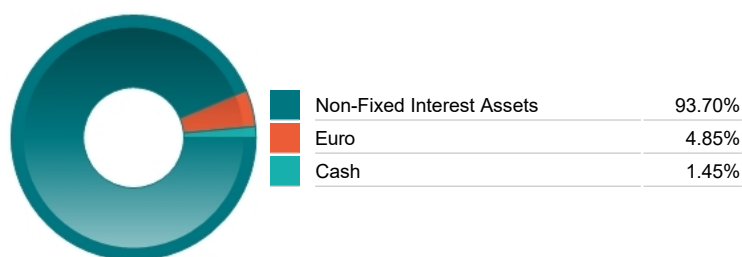
Top Country Breakdown



Breakdown By Market Cap (%)



Fixed Interest Currencies



Important Information

- The Industry Classification Benchmark is a product of FTSE International Limited and has been licensed for use.
- "Prudential" is a trading name of The Prudential Assurance Company Limited, which is registered in England and Wales. Registered office at 10 Fenchurch Avenue, London EC3M 5AG. Registered number 15454. Authorised by the Prudential Regulation Authority and regulated by the Financial Conduct Authority and the Prudential Regulation Authority.