

Benchmark

Benchmark	MSCI Europe ex UK Index
Benchmark Category	Target
IA Sector	Europe Excluding UK

Identification Codes

Sedol Code	BMCHTM7
Mex Code	-
Isin Code	GB00BMCHTM73
Citi Code	UWL9

Fund Overview

Mid (08/12/2025)	136.75p
Historic yield	1.91%
Fund size (31/10/2025)	£1474.65m
Number of holdings	33
Ongoing Charges	0.45%
Launch date	29/09/1989

Fund Charges

Entry Charge	0.00%
Ongoing Charges	0.45%

Fund Background

Valuation frequency	Daily
Valuation point	12:00
Fund type	OEIC
Launch price	€0.50
Fund currency	Pound Sterling
Fund domicile	United Kingdom
ISA allowable	Yes
SIPP allowable	Yes

Dealing

Minimum Investment	-
Minimum Top Up	-
Minimum Regular Saving	-
Settlement Period: Buy	-
Settlement Period: Sell	-
Pricing Basis	None
Dealing Decimals	-

Aims

The Fund aims to: • Provide a higher total return (capital growth plus income), net of the Ongoing Charge Figure, than that of the MSCI Europe ex UK Index over any five-year period, and • As its Sustainability Goal, support the mitigation of climate change by investing at least 70% of the Fund in companies that contribute towards the Paris Agreement climate change goal\* and have the potential to reduce their contribution to climate change determined by their potential to decarbonise their operations over time and ultimately reach Net Zero.

Performance



Discrete performance - to last month end

	30/11/20 to 30/11/21	30/11/21 to 30/11/22	30/11/22 to 30/11/23	30/11/23 to 30/11/24	30/11/24 to 30/11/25
Fund	n/a	-2.2%	17.5%	10.6%	14.9%

Annualised performance

		Annualised		
		3 Years to 30/11/25	5 Years to 30/11/25	10 Years to 30/11/25
Fund		14.3%	n/a	n/a

Fund Managers



Name: John William Olsen  
Manager for: 11 years, 5 months

Ratings

FE Crown




Group Details

Group name	M&G Investments
Group address	10 Fenchurch Avenue London EC3M 5AG United Kingdom
Group telephone	0800 390 390
Dealing telephone	0800 328 3196
Email	info@mandg.co.uk
Homepage	www.mandg.co.uk
Fax number	-


Top 10 Holdings

Name	% Weight	Sector	Country
1 AIB GROUP	5.25%	Banks	Ireland
2 SCHNEIDER ELECTRIC SE	5.04%	Electronic & Electrical Equipment	France
3 ASML HOLDING N.V.	4.73%	Technology Hardware & Equipment	Netherlands
4 LEGRAND	4.60%	Electronic & Electrical Equipment	France
5 HANNOVER RUCK SE	4.35%	Non-life Insurance	Germany
6 METSO CORPORATION	3.99%	Industrial Engineering	Finland
7 SCOUT24 SE	3.97%	Software & Computer Services	Germany
8 SIEMENS AKTIENGESELLSCHAFT	3.87%	General Industrials	Germany
9 SAP SE	3.66%	Software & Computer Services	Germany
10 CTS EVENTIM AG & CO. KGAA	3.55%	Media	Germany

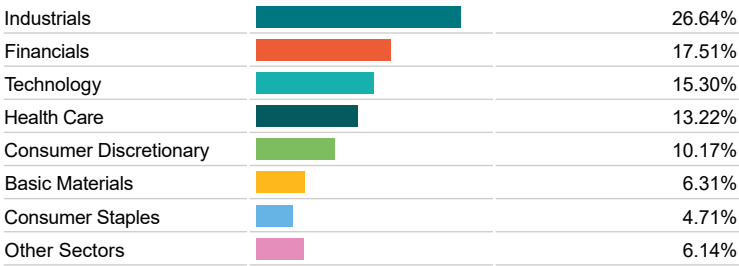
Asset Allocation



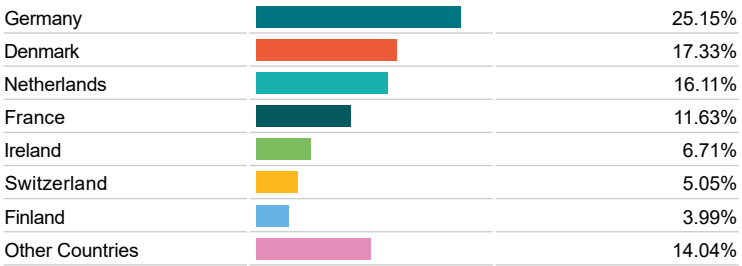
Regional Allocation



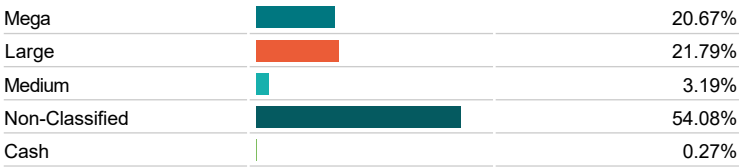
Equity Sector Breakdown



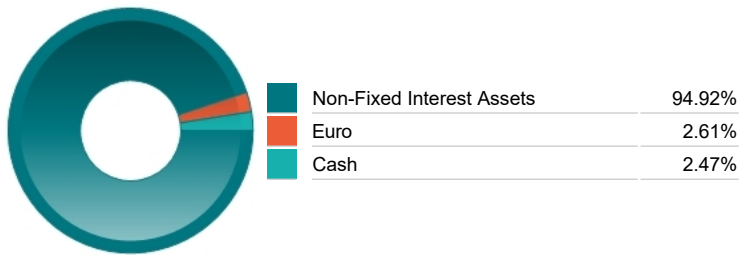
Top Country Breakdown



Breakdown By Market Cap (%)



Fixed Interest Currencies



Important Information

- The Industry Classification Benchmark is a product of FTSE International Limited and has been licensed for use.
- "Prudential" is a trading name of The Prudential Assurance Company Limited, which is registered in England and Wales. Registered office at 10 Fenchurch Avenue, London EC3M 5AG. Registered number 15454. Authorised by the Prudential Regulation Authority and regulated by the Financial Conduct Authority and the Prudential Regulation Authority.