

## Benchmark

Benchmark	NONE - The Fund is assigned to the Flexible Investment IA sector and this can be used as a comparator of performance for the Fund.
Benchmark Category	Comparator
IA Sector	Flexible Investment

## Identification Codes

Sedol Code	BN0S2V9
Mex Code	-
Isin Code	GB00BN0S2V92
Citi Code	WPKC

## Fund Overview

Mid (02/04/2026)	141.32p
Historic yield	-
Fund size (30/09/2025)	£180.71m
Number of holdings	3876
Ongoing Charges	0.45%
Launch date	23/11/2020

## Fund Charges

Entry Charge	0.00%
Ongoing Charges	0.45%

## Fund Background

Valuation frequency	Daily
Valuation point	12:00
Fund type	OEIC
Launch price	£1.00
Fund currency	Pound Sterling
Fund domicile	United Kingdom
ISA allowable	Yes
SIPP allowable	Yes

## Dealing

Minimum Investment	-
Minimum Top Up	-
Minimum Regular Saving	-
Settlement Period: Buy	3 days
Settlement Period: Sell	3 days
Pricing Basis	Forward
Dealing Decimals	3

## Distribution Dates

Ex dividend date(s)	Income payment date(s)
31 March	31 May
30 September	30 November

## Aims

The investment objective of CG AJ Bell Responsible Growth is to achieve capital growth over the long-term (5 years) through investment in assets with a responsible strategy that follow a responsible strategy. Capital is in fact at risk and there is no guarantee that capital growth will be achieved over a 5 year, or any, period

## Performance




## Discrete performance - to last month end

	31/03/21 to 31/03/22	31/03/22 to 31/03/23	31/03/23 to 31/03/24	31/03/24 to 31/03/25	31/03/25 to 31/03/26
Fund	7.0%	-4.2%	9.9%	4.1%	11.6%
Sector	5.0%	-4.0%	10.1%	2.9%	12.4%
Rank	50/134	74/144	87/149	62/157	96/166
Quartile	2	3	3	2	3

## Annualised performance

	Annualised		
	3 Years to 31/03/26	5 Years to 31/03/26	10 Years to 31/03/26
Fund	8.5%	5.5%	n/a
Sector	8.4%	5.1%	6.7%
Rank	87/149	60/134	n/a
Quartile	3	2	n/a

## Fund Managers



Name: AJ Bell Investments LLP  
 Manager for: 5 years, 4 months

## Ratings

FE Crown



## Group Details

Group name	Carne Global Fund Managers (UK) Limited
Group address	107 Cheapside, London, EC2V 6DN
Group telephone	0 203 973 0100
Dealing telephone	-
Email	globalfundsolutions@carnegroup.com;ReportingServices@carnegroup.com
Homepage	https://www.carnegroup.com/location/london
Fax number	-

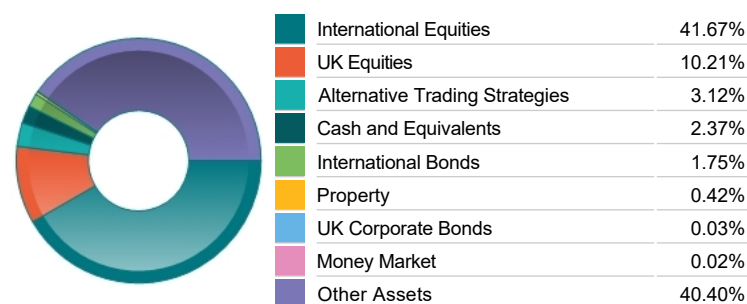
**Top 10 Fund Holdings**

Name	% Weight	Sector	Country
1 XTrackers Xtrackers MSCI USA ESG UCITS ETF 1C	17.22%	Managed Funds	Managed Funds
2 Amundi ETF Index MSCI Europe SRI UCITS ETF DR	15.69%	Managed Funds	Managed Funds
3 XTrackers Xtrackers MSCI Emerging Markets ESG UCITS ETF 1C	11.32%	Managed Funds	Managed Funds
4 UBS (Lux) Fund Solutions UBS MSCI United Kingdom IMI Socially Responsible UCITS ETF GBP dis -	10.61%	Managed Funds	Managed Funds
5 Amundi ETF MSCI UK IMI SRI UCITS ETF GBP C	10.40%	Managed Funds	Managed Funds
6 Amundi ETF Amundi MSCI Emerging Ex China UCITS ETF Acc	8.21%	Managed Funds	Managed Funds
7 iShares iShares IV plc MSCI Japan SRI UCITS ETF	6.85%	Managed Funds	Managed Funds
8 iShares iShares IV plc MSCI USA SRI UCITS ETF USD (Acc)	3.80%	Managed Funds	Managed Funds
9 Invesco Markets Plc Invesco Global High Yield Corporate Bond ESG Climate Transition UCITS ETF GBP PffHedged	3.16%	Managed Funds	Managed Funds
10 UBS (Lux) Fund Solutions UBS MSCI China Universal UCITS ETF USD dis -	3.11%	Managed Funds	Managed Funds

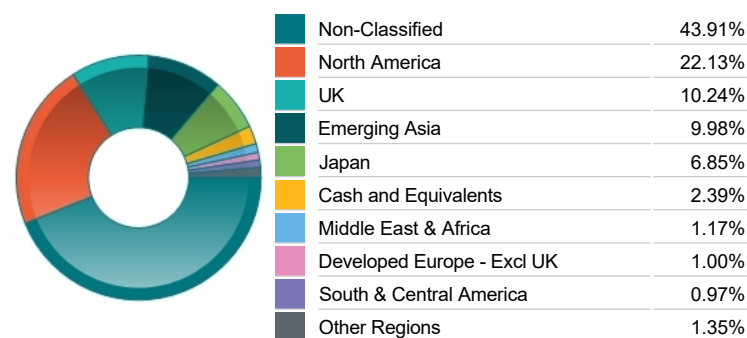
**Top 10 Holdings**

Name	% Weight	Sector	Country
1 NVIDIA CORPORATION	2.39%	Technology Hardware & Equipment	United States
2 MICROSOFT CORPORATION	2.05%	Software & Computer Services	United States
3 TAIWAN SEMICONDUCTOR MANUFACTURING COMPANY LIMITED	1.65%	Technology Hardware & Equipment	Taiwan
4 ALIBABA GROUP HOLDING LIMITED	0.89%	Retailers	China
5 TESLA	0.89%	Automobiles & Parts	United States
6 ALPHABET	0.76%	Software & Computer Services	United States
7 ALPHABET	0.65%	Software & Computer Services	United States
8 UNILEVER	0.55%	Personal Care, Drug & Grocery Stores	United Kingdom
9 GSK	0.55%	Pharmaceuticals & Biotechnology	United Kingdom
10 HSBC HOLDINGS	0.53%	Banks	United Kingdom

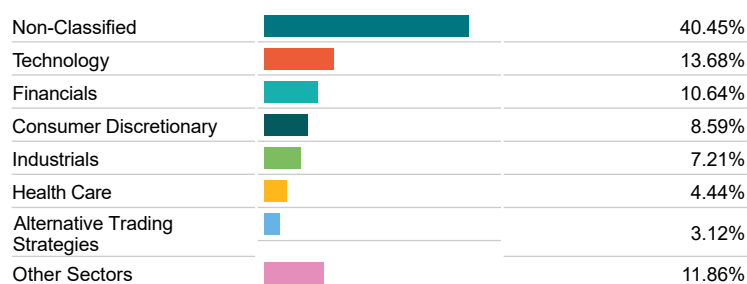
**Asset Allocation**



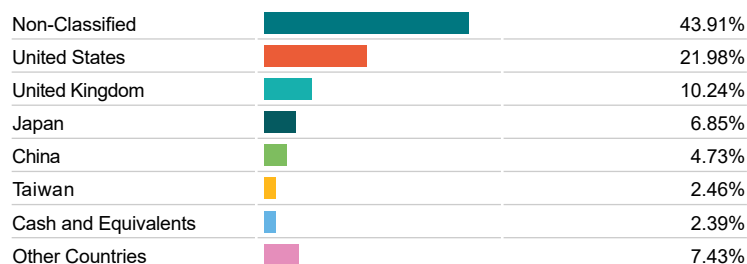
**Regional Allocation**



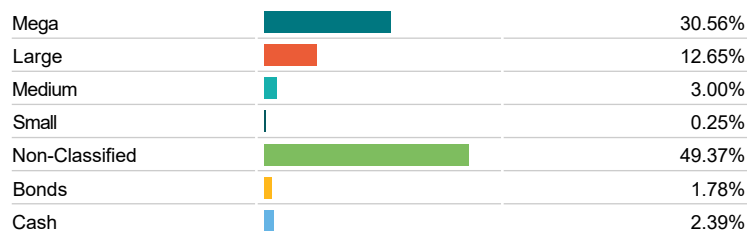
**Sector Breakdown**



**Top Country Breakdown**



**Breakdown By Market Cap (%)**



**Fixed Interest Currencies**

