

Benchmark

Benchmark	FTSE UK Series Small Cap ex Investment Trusts (Gross Total Return) Index
Benchmark Category	-
IA Sector	UK Smaller Companies

Identification Codes

Sedol Code	B76V801
Mex Code	SZSMAL
Isin Code	GB00B76V8019
Citi Code	0HD6

Fund Overview

Mid (17/12/2025)	160.40p
Historic yield	1.52%
Fund size (30/09/2025)	£324.71m
Number of holdings	99
Ongoing Charges	0.91%
Launch date	23/05/1979

Fund Charges

Entry Charge	0.00%
Ongoing Charges	0.91%

Fund Background

Valuation frequency	Daily
Valuation point	12:00
Fund type	Unit Trust
Launch price	£0.50
Fund currency	Pound Sterling
Fund domicile	United Kingdom
ISA allowable	Yes
SIPP allowable	Yes

Dealing

Minimum Investment	£3000000
Minimum Top Up	£100000
Minimum Regular Saving	-
Settlement Period: Buy	4 days
Settlement Period: Sell	4 days
Pricing Basis	Forward
Dealing Decimals	2

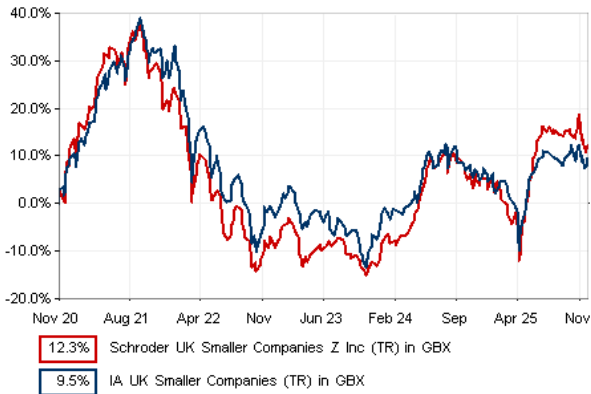
Distribution Dates

Ex dividend date(s)	Income payment date(s)
01 June	31 July

Aims

The fund's investment objective is to achieve capital growth by investing in UK smaller companies. The policy is to invest in smaller companies in the UK which are expected to exhibit superior growth over the long term. Investment will be in directly held transferable securities. The fund may also invest in collective investment schemes, warrants and money market instruments.

Performance



Discrete performance - to last month end

	30/11/20 to 30/11/21	30/11/21 to 30/11/22	30/11/22 to 30/11/23	30/11/23 to 30/11/24	30/11/24 to 30/11/25
Fund	19.5%	-23.0%	-5.0%	21.1%	6.2%
Sector	26.2%	-21.2%	-6.6%	14.9%	2.6%
Rank	37/42	28/43	20/44	4/44	16/45
Quartile	4	3	2	1	2

Annualised performance

	3 Years to 30/11/25	5 Years to 30/11/25	10 Years to 30/11/25
Fund	6.9%	2.3%	5.9%
Sector	3.3%	1.8%	5.3%
Rank	10/44	17/42	13/36
Quartile	1	2	2

Fund Managers



Name: Andy Brough
Manager for: 31 years, 9 months

Ratings

FE Crown



Group Details

Group name	Schroder Unit Trusts Limited
Group address	1 London Wall Place, London, EC2Y 5AU United Kingdom
Group telephone	0800 718 777
Dealing telephone	0800 718 788
Email	investorservices@schroders.com
Homepage	www.schroders.co.uk
Fax number	0870 043 4080


Important Information

- Source of portfolio data: Broadridge. Source of performance data: FE fundinfo. We can't predict the future. Past performance isn't a guide to future performance. The figures shown are intended only to demonstrate performance history of the fund, after allowing for the impact of ongoing charges, but take no account of product charges. Ongoing charges may vary in the future and may be higher than they are now. Fund performance is based upon the movement of the daily price and is shown as total return in GBP with income reinvested. The value of your investment can go down as well as up so you might get back less than you put in.
- This factsheet is for information purposes only. If there is information or terminology included that you would like to discuss, then please contact an adviser. Investors should refer to their policy documentation and supporting brochures for fund availability, investment strategy, any product information and charges. Every care has been taken in populating this output, however it must be appreciated that neither Broadridge, Prudential nor their sources guarantee the accuracy, adequacy or completeness of this information or make any warranties regarding results from its usage.

Top 10 Holdings

Name	% Weight	Sector	Country
1 ZOTEFOAMS	3.95%	Chemicals	United Kingdom
2 FUNDING CIRCLE HLDGS	3.46%	Finance & Credit Services	United Kingdom
3 M.PEVANS GROUP	3.33%	Food Producers	United Kingdom
4 VANQUIS BANKING GROUP	3.17%	Finance & Credit Services	United Kingdom
5 ON THE BEACH GROUP	3.09%	Travel & Leisure	United Kingdom
6 COHORT	3.08%	Aerospace & Defence	United Kingdom
7 INTERNATIONAL PERSONAL FINANCE	3.06%	Finance & Credit Services	United Kingdom
8 APTITUDE SOFTWARE GROUP	2.87%	Software & Computer Services	United Kingdom
9 FILTRONIC	2.54%	Telecommunications Equipment	United Kingdom
10 XAAR	2.51%	Industrial Engineering	United Kingdom

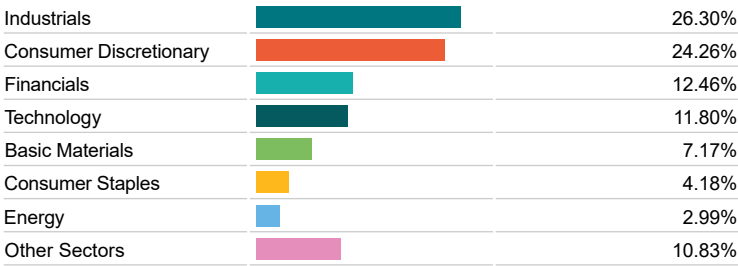
Asset Allocation



Regional Allocation



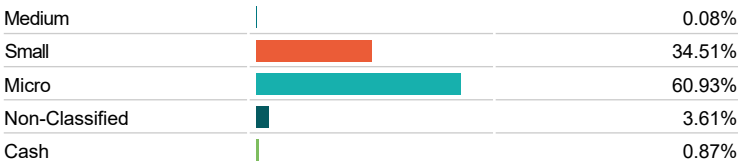
Equity Sector Breakdown




Top Country Breakdown



Breakdown By Market Cap (%)



Fixed Interest Currencies



Important Information

- The Industry Classification Benchmark is a product of FTSE International Limited and has been licensed for use.
- "Prudential" is a trading name of The Prudential Assurance Company Limited, which is registered in England and Wales. Registered office at 10 Fenchurch Avenue, London EC3M 5AG. Registered number 15454. Authorised by the Prudential Regulation Authority and regulated by the Financial Conduct Authority and the Prudential Regulation Authority.

Commentary

Not Applicable

Important Information

- "Prudential" is a trading name of The Prudential Assurance Company Limited, which is registered in England and Wales. Registered office at 10 Fenchurch Avenue, London EC3M 5AG. Registered number 15454. Authorised by the Prudential Regulation Authority and regulated by the Financial Conduct Authority and the Prudential Regulation Authority.