

## Benchmark

Benchmark	1/3 JPM EMBI Global Diversified Index, 1/3 JPM CEMBI Broad Diversified Index, 1/3 JPM GBI-EM Global Diversified Index
Benchmark Category	Target
IA Sector	Global Emerging Markets Bond

## Identification Codes

Sedol Code	BG03Y97
Mex Code	-
Isin Code	GB00BG03Y975
Citi Code	Q4QT

## Fund Overview

Mid (20/05/2025)	118.83p
Distribution yield	7.43%
Underlying yield	7.43%
Fund size (28/02/2025)	£1276.79m
Number of holdings	258
Ongoing Charges	0.58%
Launch date	15/10/1999

## Fund Charges

Entry Charge	0.00%
Ongoing Charges	0.58%

## Fund Background

Valuation frequency	Daily
Valuation point	12:00
Fund type	OEIC
Launch price	\$0.50
Fund currency	Pound Sterling
Fund domicile	United Kingdom
ISA allowable	Yes
SIPP allowable	Yes

## Dealing

Minimum Investment	-
Minimum Top Up	-
Minimum Regular Saving	-
Settlement Period: Buy	-
Settlement Period: Sell	-
Pricing Basis	None
Dealing Decimals	-

## Aims

Investment objective The Fund aims to provide a higher total return (the combination of capital growth and income), net of the Ongoing Charge Figure, than that of a composite index over any five-year period. The composite index is made up of one third JPM EMBI Global Diversified Index, one third JPM CEMBI Broad Diversified Index and one third JPM GBI-EM Global Diversified Index.

## Performance



## Discrete performance - to last month end

	30/04/20 to 30/04/21	30/04/21 to 30/04/22	30/04/22 to 30/04/23	30/04/23 to 30/04/24	30/04/24 to 30/04/25
Fund	7.6%	-3.8%	4.9%	9.4%	1.3%
Sector	9.3%	-5.3%	-0.1%	8.2%	2.9%
Rank	15/17	2/17	1/17	7/18	18/19
Quartile	4	1	1	2	4

## Annualised performance

	3 Years to 30/04/25	5 Years to 30/04/25	10 Years to 30/04/25
Fund	5.1%	3.8%	5.4%
Sector	3.6%	2.8%	3.1%
Rank	6/17	5/17	1/10
Quartile	2	1	1

## Fund Managers



Name: Claudia Calich  
Manager for: 11 years, 5 months

## Ratings

FE Crown



## Group Details

Group name	M&G Investments
Group address	10 Fenchurch Avenue London EC3M 5AG United Kingdom
Group telephone	0800 390 390
Dealing telephone	0800 328 3196
Email	info@mandg.co.uk
Homepage	www.mandg.co.uk
Fax number	-


## Important Information

- Source of portfolio data: Broadridge. Source of performance data: FE fundinfo. We can't predict the future. Past performance isn't a guide to future performance. The figures shown are intended only to demonstrate performance history of the fund, after allowing for the impact of ongoing charges, but take no account of product charges. Ongoing charges may vary in the future and may be higher than they are now. Fund performance is based upon the movement of the daily price and is shown as total return in GBP with income reinvested. The value of your investment can go down as well as up so you might get back less than you put in.
- This factsheet is for information purposes only. If there is information or terminology included that you would like to discuss, then please contact an adviser. Investors should refer to their policy documentation and supporting brochures for fund availability, investment strategy, any product information and charges. Every care has been taken in populating this output, however it must be appreciated that neither Broadridge, Prudential nor their sources guarantee the accuracy, adequacy or completeness of this information or make any warranties regarding results from its usage.

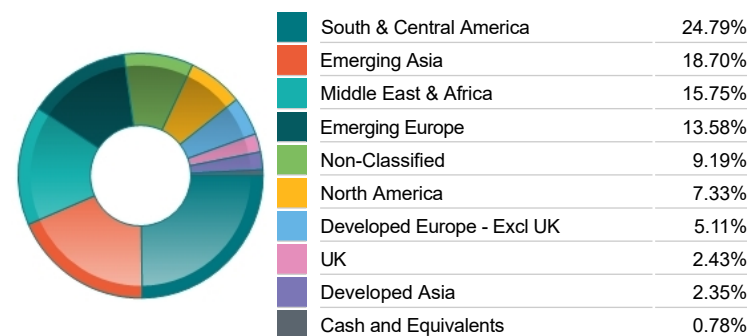
## Top 10 Holdings

Name	% Weight	Sector	Country
1 BRAZIL FEDERATIVE REPUBLIC OF (GOV 1% 01/01/2029)	2.97%	Bonds	Brazil
2 MEXICO (UNITED MEXICAN STATES) (GO 8.5% 18/11/2038)	2.69%	Bonds	Mexico
3 SOUTH AFRICA (REPUBLIC OF) 8.875% 28/02/2035	1.82%	Bonds	South Africa
4 SOUTH AFRICA (REPUBLIC OF) 8.75% 28/02/2048	1.66%	Bonds	South Africa
5 MALAYSIA (GOVERNMENT) 3.885% 15/08/2029	1.61%	Bonds	Malaysia
6 URUGUAY (ORIENTAL REPUBLIC OF) 3.875% 02/07/2040	1.57%	Bonds	Uruguay
7 TREASURY (CPI) NOTE 1.875% 15/07/2034	1.53%	Bonds	United States
8 SINGAPORE (REPUBLIC OF) 2.375% 01/06/2025	1.49%	Bonds	Singapore
9 POLAND (REPUBLIC OF) 1.75% 25/04/2032	1.39%	Bonds	Poland
10 VIET NAM DEBT AND ASSET TRADING CO 1% 10/10/2025	1.31%	Bonds	Viet Nam

## Asset Allocation



## Regional Allocation



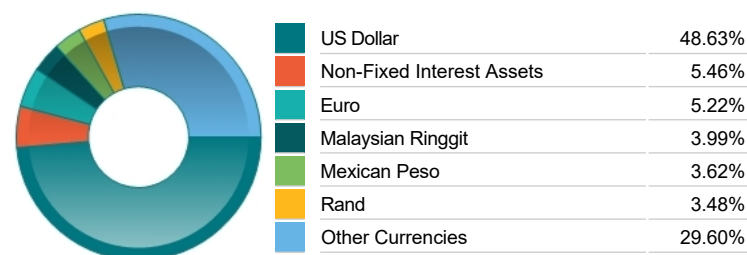
## Bond Sector Breakdown

Bonds	93.76%
Non-Classified	5.50%
Cash and Equivalents	0.78%
Alternative Trading Strategies	-0.04%

## Fixed Interest Quality Profile

AAA	3.53%
A	2.57%
BBB	10.25%
Sub-Investment Grade	12.27%
Unknown Quality	65.13%
Cash and Equivalents	0.78%
Other Asset Types	5.46%

## Fixed Interest Currencies



## Top Country Breakdown

Non-Classified	9.19%
United States	7.15%
Mexico	5.13%
South Africa	4.50%
Malaysia	3.99%
Indonesia	3.82%
Turkey	3.32%
Other Countries	62.91%

## Fixed Interest Maturity Profile

< 5Yr Maturity	29.13%
5Yr - 10Yr Maturity	32.38%
10Yr - 15Yr Maturity	12.14%
> 15Yr Maturity	20.11%
Cash And Equivalents	0.78%
Unknown Maturity	5.50%
Other Asset Types	-0.04%

## Important Information

- The Industry Classification Benchmark is a product of FTSE International Limited and has been licensed for use.
- "Prudential" is a trading name of The Prudential Assurance Company Limited, which is registered in England and Wales. Registered office at 10 Fenchurch Avenue, London EC3M 5AG. Registered number 15454. Authorised by the Prudential Regulation Authority and regulated by the Financial Conduct Authority and the Prudential Regulation Authority.