

Benchmark

Benchmark	Synthetic benchmark
Benchmark Category	-
IA Sector	Volatility Managed

Identification Codes

Sedol Code	B7MXZP5
Mex Code	IQIFES
Isin Code	GB00B7MXZP57
Citi Code	GRGT

Fund Overview

Mid (17/12/2025)	113.80p
Historic yield	-
Fund size (30/09/2025)	£195.46m
Number of holdings	2565
Ongoing Charges	0.91%
Launch date	13/09/2012

Fund Charges

Entry Charge	0.00%
Ongoing Charges	0.91%

Fund Background

Valuation frequency	Daily
Valuation point	12:00
Fund type	OEIC
Launch price	£1.00
Fund currency	Pound Sterling
Fund domicile	United Kingdom
ISA allowable	Yes
SIPP allowable	Yes

Dealing

Minimum Investment	-
Minimum Top Up	-
Minimum Regular Saving	-
Settlement Period: Buy	4 days
Settlement Period: Sell	4 days
Pricing Basis	Forward
Dealing Decimals	2

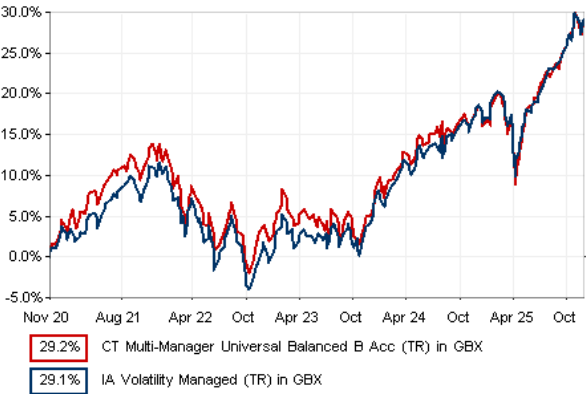
Distribution Dates

Ex dividend date(s)	Income payment date(s)
30 September	30 November

Aims

The objective is to provide capital growth. The Manager seeks to achieve this by investing mainly in shares in other authorised and recognised collective investment schemes including securities companies and money market schemes covering a wide spread of UK and international equity and fixed interest assets including some currency exposure. Holders of the D shares may be eligible for investment protection. Details of this benefit and conditions for eligibility are available at [www.fandc.com/lifestyle-investment-protection/](http://www.fandc.com/lifestyle-investment-protection/). The ongoing charges figure for the share class D includes the cost of any group life policy taken out to provide the investment protection benefit as the premiums are paid out of the annual management charge.

Performance



Discrete performance - to last month end

	30/11/20 to 30/11/21	30/11/21 to 30/11/22	30/11/22 to 30/11/23	30/11/23 to 30/11/24	30/11/24 to 30/11/25
Fund	12.0%	-7.6%	1.5%	12.4%	9.4%
Sector	9.6%	-7.6%	2.8%	13.3%	9.5%
Rank	52/164	92/181	147/190	114/202	103/205
Quartile	2	3	4	3	2

Annualised performance

	3 Years to 30/11/25	5 Years to 30/11/25	10 Years to 30/11/25
Fund	7.7%	5.3%	5.6%
Sector	8.4%	5.2%	5.7%
Rank	111/190	79/164	44/89
Quartile	3	2	2

Fund Managers



Name: Multi Manager Team  
Manager for: 14 years, 5 months

Ratings

FE Crown



Group Details

Group name	Columbia Threadneedle (UK) ICVC
Group address	Cannon Place 78 Cannon Street London EC4N 6AG
Group telephone	0845 799 2299
Dealing telephone	-
Email	-
Homepage	<a href="http://www.columbiathreadneedle.com">www.columbiathreadneedle.com</a>
Fax number	-

Important Information

- Source of portfolio data: Broadridge. Source of performance data: FE fundinfo. We can't predict the future. Past performance isn't a guide to future performance. The figures shown are intended only to demonstrate performance history of the fund, after allowing for the impact of ongoing charges, but take no account of product charges. Ongoing charges may vary in the future and may be higher than they are now. Fund performance is based upon the movement of the daily price and is shown as total return in GBP with income reinvested. The value of your investment can go down as well as up so you might get back less than you put in.
- This factsheet is for information purposes only. If there is information or terminology included that you would like to discuss, then please contact an adviser. Investors should refer to their policy documentation and supporting brochures for fund availability, investment strategy, any product information and charges. Every care has been taken in populating this output, however it must be appreciated that neither Broadridge, Prudential nor their sources guarantee the accuracy, adequacy or completeness of this information or make any warranties regarding results from its usage

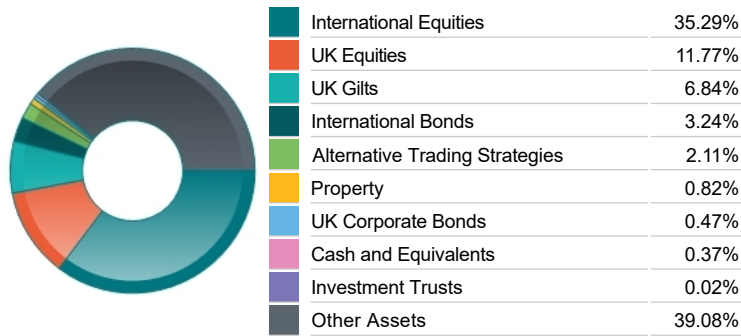
Top 10 Fund Holdings

Name	% Weight	Sector	Country
1 Latitude Investment Management Latitude Global Fund GBP Acc - Class Y	11.47%	Managed Funds	Managed Funds
2 Neuberger Berman Global Investment Grade Credit Fund Class X	9.66%	Managed Funds	Managed Funds
3 CT (Lux) Global Focus Class XU	8.65%	Managed Funds	Managed Funds
4 Wellington Credit Income Class S M4	5.85%	Managed Funds	Managed Funds
5 CT North American Equity 4	5.81%	Managed Funds	Managed Funds
6 CT Sterling Bond Class XGA	5.22%	Managed Funds	Managed Funds
7 PZENA VALUE FUNDS PLC PZENA PZENA US LARGE CAP VALU AUDS	5.00%	Managed Funds	Managed Funds
8 SCHRODER INTERNATIONAL SELECTI SCHRODER EMER MARK VAL IZ U	4.78%	Managed Funds	Managed Funds
9 Alger SICAV Focus Equity Fund Class I-2 GBP	4.32%	Managed Funds	Managed Funds
10 Premier Premier Miton UK Value Opportunities Class B	4.23%	Managed Funds	Managed Funds

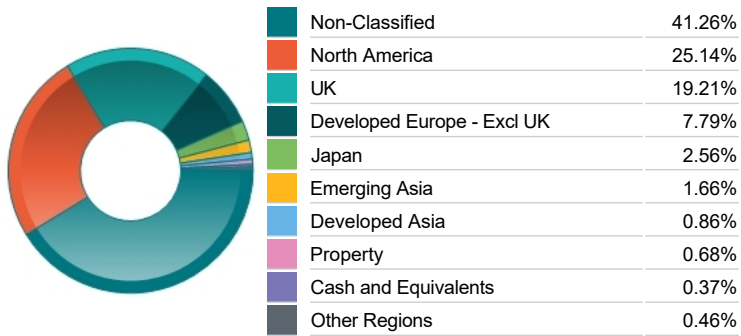
Top 10 Holdings

Name	% Weight	Sector	Country
1 NVIDIA CORPORATION	1.28%	Technology Hardware & Equipment	United States
2 MICROSOFT CORPORATION	1.25%	Software & Computer Services	United States
3 VISA	0.88%	Industrial Support Services	United States
4 AMAZON.COM	0.82%	Retailers	United States
5 ALPHABET	0.73%	Software & Computer Services	United States
6 TESCO	0.72%	Personal Care, Drug & Grocery Stores	United Kingdom
7 RYANAIR HOLDINGS PUBLIC LIMITED COMPANY	0.68%	Travel & Leisure	Ireland
8 AUTOZONE	0.64%	Retailers	United States
9 SONY CORP	0.61%	Leisure Goods	Japan
10 UNILEVER	0.60%	Personal Care, Drug & Grocery Stores	United Kingdom

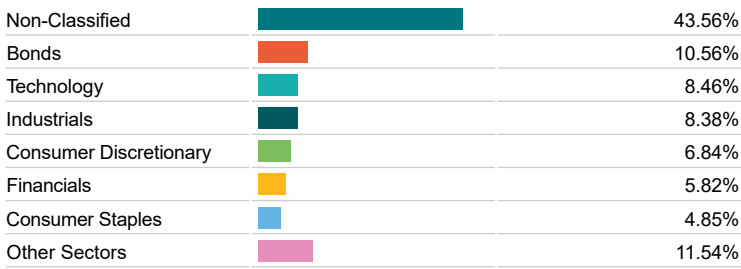
Asset Allocation



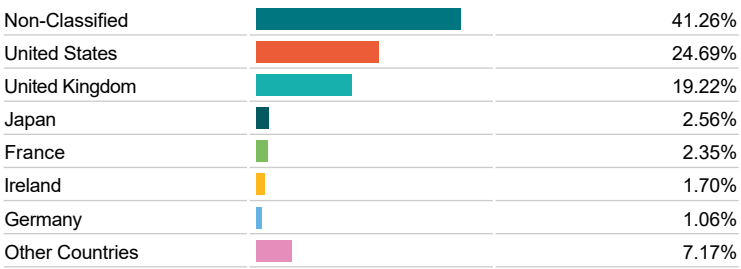
Regional Allocation



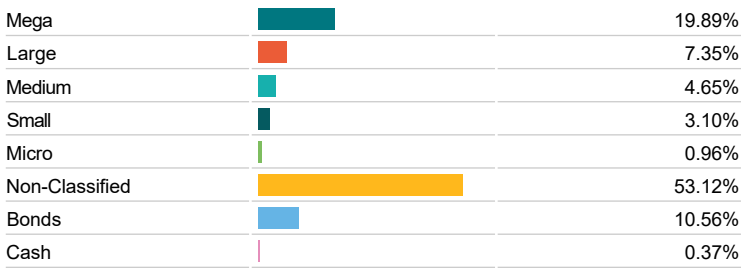
Sector Breakdown



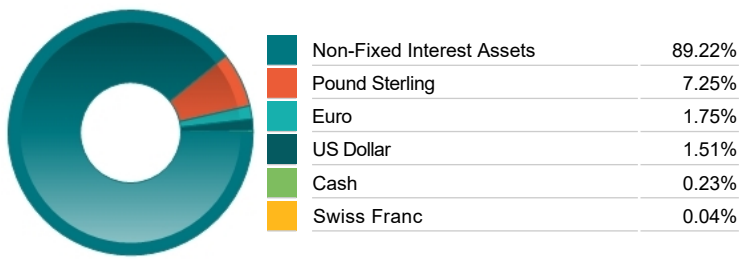
Top Country Breakdown



Breakdown By Market Cap (%)



Fixed Interest Currencies



Important Information

- The Industry Classification Benchmark is a product of FTSE International Limited and has been licensed for use.
- "Prudential" is a trading name of The Prudential Assurance Company Limited, which is registered in England and Wales. Registered office at 10 Fenchurch Avenue, London EC3M5AG. Registered number 15454. Authorised by the Prudential Regulation Authority and regulated by the Financial Conduct Authority and the Prudential Regulation Authority.