

Benchmark

Benchmark	Bloomberg Barclays Global Aggregate Hedged to USD
ABI Sector	Global Fixed Interest

Identification Codes

Sedol Code	BLFK067
Mex Code	PRAAZD
Isin Code	GB00BLFK0679
Citi Code	WM7N

Fund Overview

Bid (05/09/2025)	96.00
Offer (05/09/2025)	96.00
Fund size	-
Underlying Fund size	£1021.66m
Number of holdings	725
Launch date	10/08/2022

Fund Charges

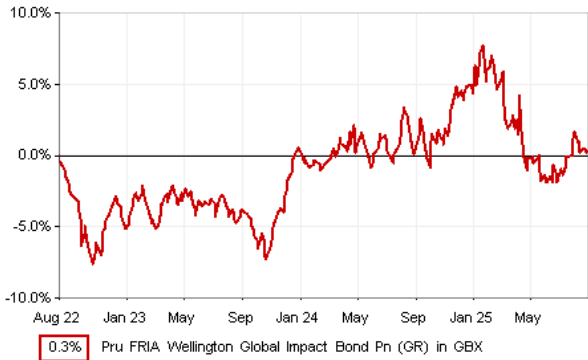
Annual Management Charge (AMC)	1.25%
Further Costs	0.10%
Yearly Total	1.35%

Aims

Objective: The investment strategy of the fund is to purchase units in the Wellington Global Impact Bond Fund - the underlying fund.

Underlying Fund Objective: The fund seeks long-term total returns (capital appreciation and income). The fund has a sustainable objective to seek to understand the world's social and environmental problems and to invest in companies and organisations that it believes are addressing these needs in a differentiated way through their core products, services and projects. The fund through its investments, seeks to improve access to, and the quality of, basic life essentials, reduce inequality and mitigate the effects of climate change. The fund will be actively managed and seeks to deliver long-term total returns in excess of the Bloomberg Barclays Global Aggregate Index (USD Hedged) ("the Index") and achieve its objectives by investing primarily in investment-grade global fixed income securities.

Performance




Discrete performance - to last month end

	31/08/20 to 31/08/21	31/08/21 to 31/08/22	31/08/22 to 31/08/23	31/08/23 to 31/08/24	31/08/24 to 31/08/25
Fund	n/a	n/a	-2.0%	4.2%	0.1%

Annualised performance

		Annualised		
		3 Years to 31/08/25	5 Years to 31/08/25	10 Years to 31/08/25
Fund		0.7%	n/a	n/a

Fund Managers



Name: Campe Goodman
Manager of the underlying fund for: 6 years, 4 months

Ratings

FE Crown



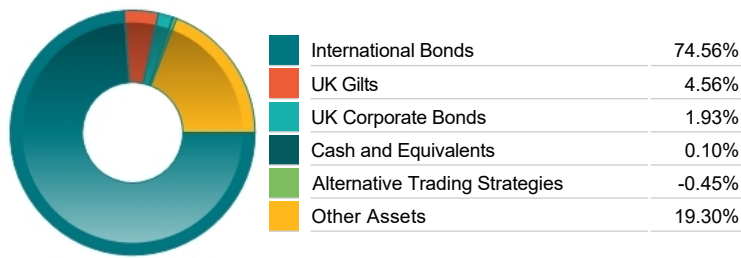
Important Information

- Because of changes in exchange rates the value of your investment, as well as any money you take from it, can go down as well as up.
- Some funds may invest in 'underlying' funds or other investment vehicles. The performance of our fund, compared to what it's invested in won't be exactly the same. That can be due to additional charges, cash management (needed to help people to enter and leave our fund when they want), tax and the timing of investments (this is known as a fund's dealing cycle, it varies between managers and can be several days).
- Source of portfolio data: Broadridge. Source of performance data: FE fundinfo. We can't predict the future. Past performance isn't a guide to future performance. The figures shown are intended only to demonstrate performance history of the fund, after allowing for the impact of fund charges and further costs, but take no account of product charges, or any Annual Management Charge paid for by the deduction of units. Charges and further costs may vary in the future and may be higher than they are now. Fund performance is based upon the movement of the daily price and is shown as total return in GBP with gross income reinvested. The value of your investment can go down as well as up so you might get back less than you put in.
- This factsheet is for information purposes only. If there is information or terminology included that you would like to discuss, then please contact an adviser. Investors should refer to their policy documentation and supporting brochures for fund availability, investment strategy, any product information and charges. Every care has been taken in populating this output, however it must be appreciated that neither Broadridge, Prudential nor their sources guarantee the accuracy, adequacy or completeness of this information or make any warranties regarding results from its usage.

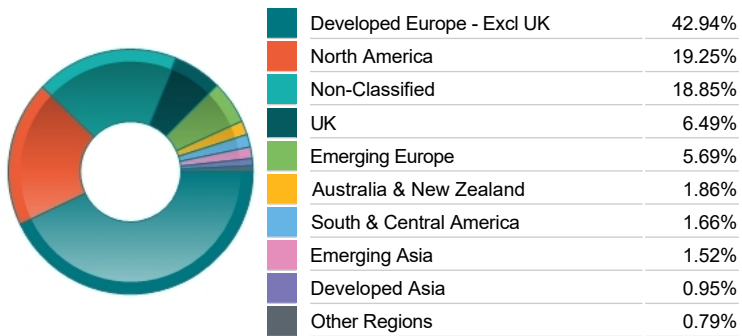
Top 10 Holdings

Name	% Weight	Sector	Country
1 BUNDESREPUBLIK DEUTSCH RGSS2.3000% 02-15-33	4.44%	Bonds	Germany
2 DEUTSCHE BUNDESREPUBLIK RGSS 0.0000% 08-15-31	4.07%	Bonds	Germany
3 US DollarOn-Hand	3.22%	Non-Classified	Non-Classified
4 ¾% Green Gilt 2033	3.07%	Bonds	United Kingdom
5 UMBS TBA MBS 30YR6.0000% 04-01-55	2.87%	Bonds	United States
6 ITALY BTPS SRG144 4.0000% 04-30-35	1.88%	Bonds	Italy
7 1½% Green Gilt 2053	1.49%	Bonds	United Kingdom
8 EUROPEAN UNION RGSS 0.8000% 07-04-25	1.38%	Bonds	Belgium
9 FNMA CB5455 MBS 30YR5.5000% 01-01-53	1.20%	Non-Classified	Non-Classified
10 EUROPEAN UNION RGSS 0.0000% 07-04-31	1.11%	Bonds	Belgium


Asset Allocation



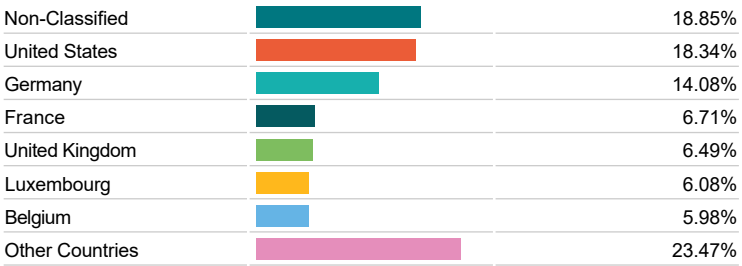
Regional Allocation



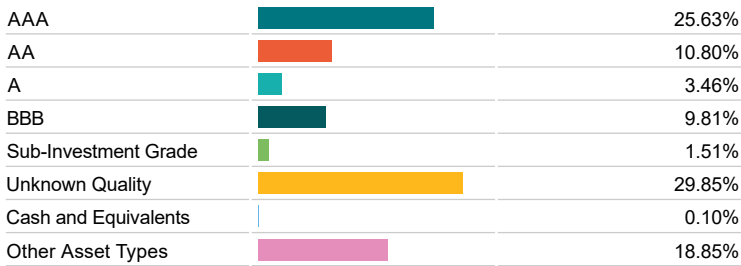
Bond Sector Breakdown



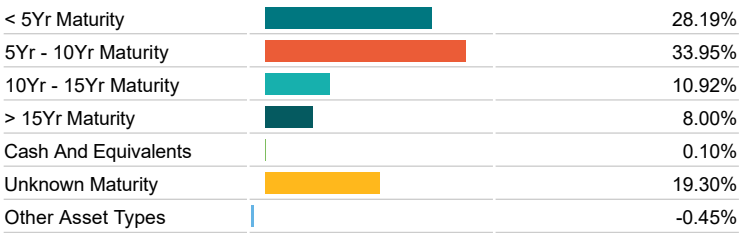
Top Country Breakdown



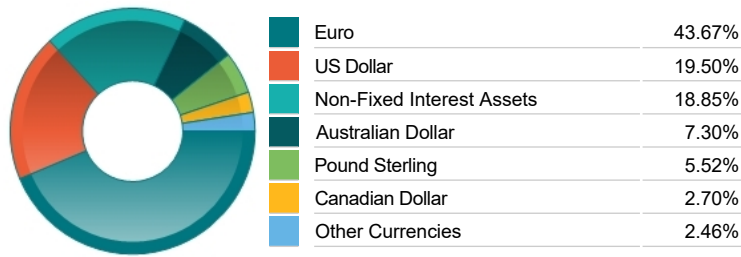
Fixed Interest Quality Profile



Fixed Interest Maturity Profile



Fixed Interest Currencies



Important Information

- Because of changes in exchange rates the value of your investment, as well as any money you take from it, can go down as well as up.
- The Industry Classification Benchmark is a product of FTSE International Limited and has been licensed for use.
- 'Prudential' is a trading name of The Prudential Assurance Company Limited, which is registered in England and Wales. Registered office at 10 Fenchurch Avenue, London EC3M 5AG. Registered number 15454. Authorised by the Prudential Regulation Authority and regulated by the Financial Conduct Authority and the Prudential Regulation Authority.