

Benchmark

Benchmark	IA Mixed Investment 20-60% shares
Benchmark Category	Comparator
IA Sector	Volatility Managed

Identification Codes

Sedol Code	B1P9ZR0
Mex Code	PUCMAA
Isin Code	GB00B1P9ZR00
Citi Code	Q647

Fund Overview

Mid (17/12/2025)	232.45p
Historic yield	1.54%
Fund size (30/11/2025)	£551.77m
Number of holdings	21059
Ongoing Charges	0.54%
Launch date	16/02/2007

Fund Charges

Entry Charge	0.00%
Ongoing Charges	0.54%

Fund Background

Valuation frequency	Daily
Valuation point	12:00
Fund type	OEIC
Launch price	£1.00
Fund currency	Pound Sterling
Fund domicile	United Kingdom
ISA allowable	Yes
SIPP allowable	Yes

Dealing

Minimum Investment	£500
Minimum Top Up	£250
Minimum Regular Saving	£50
Settlement Period: Buy	4 days
Settlement Period: Sell	4 days
Pricing Basis	Forward
Dealing Decimals	2

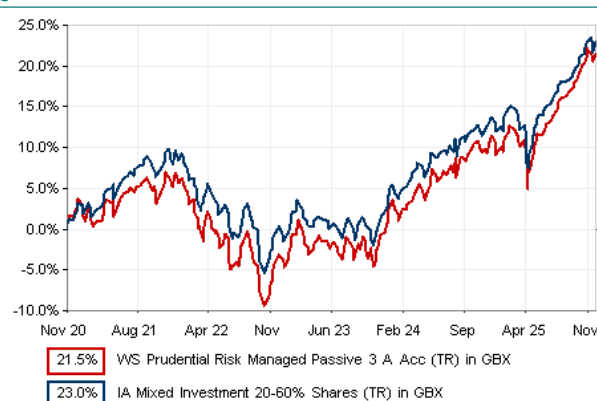
Distribution Dates

Ex dividend date(s)	Income payment date(s)
01 November	31 December

Aims

The Sub-fund aims to achieve long-term (in excess of 5 years) total return (the combination of income and growth of capital) by investing in a mix of assets from around the world and aims to limit the average volatility per annum over rolling 5 year periods to 12%. There is no guarantee the objective will be achieved over any time period and the actual volatility, at any time, may be higher or lower than 12%. Capital invested is at risk. There is no guarantee that the volatility target will be met and at any time the actual volatility may be higher or lower than the long-term target.

Performance



Discrete performance - to last month end

	30/11/20 to 30/11/21	30/11/21 to 30/11/22	30/11/22 to 30/11/23	30/11/23 to 30/11/24	30/11/24 to 30/11/25
Fund	5.2%	-8.1%	2.9%	11.3%	9.8%
Benchmark	7.9%	-7.5%	1.9%	11.3%	8.6%

Annualised performance

	3 Years to 30/11/25	5 Years to 30/11/25	10 Years to 30/11/25
Fund	7.9%	4.0%	5.2%
Benchmark	7.2%	4.2%	4.5%

Fund Managers



Name: M&G Life Investment Office

Manager for: 9 years, 1 months

Ratings

FE Crown



Group Details

Group name	Waystone Management (UK) Limited
Group address	PO Box 389, DARLINGTON, DL1 9UF
Group telephone	0345 9220044
Dealing telephone	0344 3358936
Email	wtas-investorservices@waystone.com
Homepage	www.waystone.com
Fax number	0113 2246001


Important Information

- Source of portfolio data: Broadridge. Source of performance data: FE fundinfo. We can't predict the future. Past performance isn't a guide to future performance. The figures shown are intended only to demonstrate performance history of the fund, after allowing for the impact of ongoing charges, but take no account of product charges. Ongoing charges may vary in the future and may be higher than they are now. Fund performance is based upon the movement of the daily price and is shown as total return in GBP with income reinvested. The value of your investment can go down as well as up so you might get back less than you put in.
- This factsheet is for information purposes only. If there is information or terminology included that you would like to discuss, then please contact an adviser. Investors should refer to their policy documentation and supporting brochures for fund availability, investment strategy, any product information and charges. Every care has been taken in populating this output, however it must be appreciated that neither Broadridge, Prudential nor their sources guarantee the accuracy, adequacy or completeness of this information or make any warranties regarding results from its usage

Top 10 Fund Holdings

Name	% Weight
1 BlackRock iShares Corporate Bond Index Class X	18.60%
2 BlackRock iShares UK Equity Index Class X	10.63%
3 BlackRock (Dublin) iShares US Corporate Bond Index Flexible	9.01%
4 M&G (LUX) FCP Sterling Liquidity Fund Z6A Acc	8.92%
5 BlackRock iShares Pacific ex Japan Equity Index Class X	5.59%
6 BlackRock (Dublin) iShares ESG Screened Euro Corporate Bond Index Class Flexible Hedged	5.16%
7 Legal & General European Index Trust C	4.88%
8 BlackRock iShares US Equity Index Class X	4.70%
9 US 10YR NOTE (CBT)MAR26	3.64%
10 M&G (Lux) Asian Local Currency Bond Class ZI	3.05%

Asset Allocation



Sector Breakdown

Bonds	37.31%
Non-Classified	16.73%
Financials	8.01%
Technology	6.25%
Industrials	5.35%
Consumer Discretionary	3.79%
Alternative Trading Strategies	3.76%
Other Sectors	18.80%

Breakdown By Market Cap (%)

Mega	20.36%
Large	8.62%
Medium	4.13%
Small	0.86%
Micro	0.10%
Non-Classified	25.25%
Bonds	37.31%
Cash	3.36%

Fixed Interest Quality Profile

AAA	4.49%
AA	3.75%
A	8.57%
BBB	10.15%
Sub-Investment Grade	1.35%
Unknown Quality	9.00%
Cash and Equivalents	3.36%
Other Asset Types	59.33%

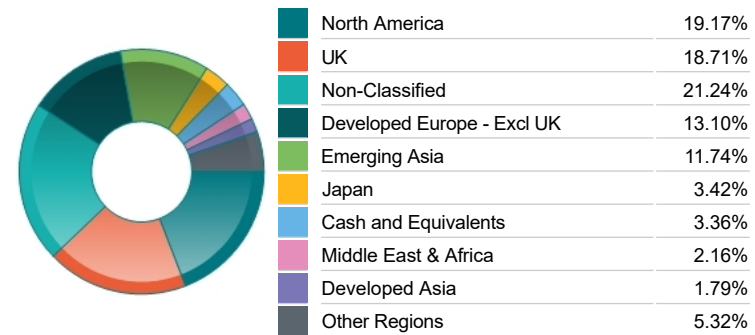
Important Information

- The Industry Classification Benchmark is a product of FTSE International Limited and has been licensed for use.
- "Prudential" is a trading name of The Prudential Assurance Company Limited, which is registered in England and Wales. Registered office at 10 Fenchurch Avenue, London EC3M5AG. Registered number 15454. Authorised by the Prudential Regulation Authority and regulated by the Financial Conduct Authority and the Prudential Regulation Authority.

Top 10 Holdings

Name	% Weight
1 US 10YR NOTE (CBT)MAR26	3.64%
2 TAIWAN SEMICONDUCTOR MANUFACTURING COMPANY LIMITED	1.23%
3 ASTRAZENECA	0.73%
4 HSBC HOLDINGS	0.72%
5 M&G EUROPEAN PROPERTY	0.71%
6 L&G FREEHOLD PROPERTY	0.69%
7 E-Mini Russ 2000 Dec25	0.65%
8 SHELL	0.65%
9 UNILEVER	0.43%
10 NASDAQ 100 E-MINI DEC25	0.42%

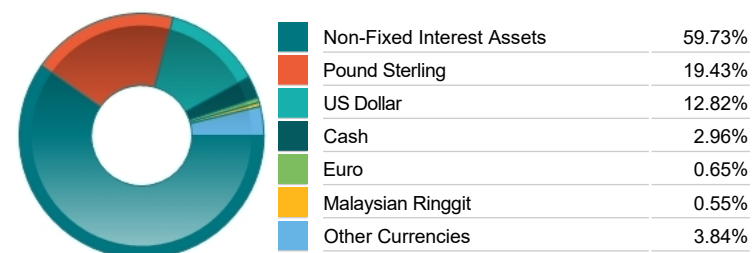
Regional Allocation



Top Country Breakdown

United Kingdom	18.72%
United States	17.54%
Non-Classified	21.24%
Japan	3.42%
Cash and Equivalents	3.36%
France	2.89%
China	2.32%
Other Countries	30.52%

Fixed Interest Currencies



Fixed Interest Maturity Profile

< 5Yr Maturity	16.36%
5Yr - 10Yr Maturity	10.09%
10Yr - 15Yr Maturity	3.66%
> 15Yr Maturity	7.20%
Cash And Equivalents	3.36%
Unknown Maturity	11.29%
Other Asset Types	48.05%

Commentary

November 2025 Investment Summary

A negative month for the Passive range with returns ranging from -0.06% for Passive 1 to -0.57% for Passive 5.

*P Acc share class with data sourced from FE analytics as at 30 November 2025.

November 2025 was a turbulent month for both markets and the portfolios, in absolute terms.

Major equity markets experienced volatility, following a significant tech sell-off seen intra month, fuelled by concerns over AI valuations and spending plans. A late month rally saw markets recover some of their losses, due to rising expectations of a US Federal Reserve rate cut. Emerging market equities saw mixed returns but were led by solid performance in Latin America, specifically in Brazil and Mexico that have traded at attractive valuations and demonstrated political and economic stability. Japanese stock performance continued to make gains, despite speculation of increased interest rates contrary to market expectations and slowing tech sector momentum dampening sentiment. The FTSE 100 returned +0.4% in total return terms, while the Stoxx 600 gained +1.0%, despite broadly weaker sector performance, top contributors were Energy, Financial Services and Basic Materials. The S&P 500 edged up +0.2% but Nasdaq fell -1.4%, with simmering worries over inflated tech stock valuations. At a sector level, Energy, Utilities and Basic Materials were the primary contributors, while Technology, Communication Services and Industrials saw larger declines.

From a trade tariffs perspective, the US lifted 40% import duties on certain Brazilian agricultural products, including coffee, beef and fruits in the administration's attempt to bring down domestic food prices. Talks continued between the EU and US at a meeting in Brussels whereby the US commerce secretary called for a "balanced approach" where the EU must loosen tech regulations if it wants the US to lower tariffs on its steel and aluminium. Meanwhile the US and UK agreed to a zero-tariff deal on pharmaceutical and medical products for at least the next three years. The UK is the only country to have secured a 0% rate with the US, but will see the UK agree to increase the price the NHS pays for new, innovative medicines.

UK Chancellor Rachel Reeves delivered her second budget, reiterating her commitment to financial discipline and setting the tone for the remainder of the current parliament. While the Office for Budget Responsibility (OBR) upgraded growth expectations for 2025 to 1.5%, growth forecasts for 2026 onward were downgraded, with the UK's net financial debt set to reach 2.6 trillion this year. Across the pond, the Federal Reserve is expected to cut interest rates for the third time this year in December, to 3.50-3.75%. Dovish comments from Federal officials and accumulating evidence of a cooling labour market has futures pricing an 80+% probability of a cut next month.

Investors remain reactive to a mix of economic and geopolitical signals, generating volatility around key data points and announcements, while questions are beginning to be asked of Tech valuations and Private Credit stability. As inflation trends diverge and labour markets evolve, central banks may take increasingly different paths – raising the potential for greater dispersion across asset classes and regions in the period ahead.

WS Prudential Risk Managed Active - Tactical asset allocation activity

The Fund Managers increased their equity overweight to +2.25%, made up of a basket of US (including a position in the Nasdaq, which is the position they have added to this week), Asia, Europe and GEM. We hold overweight positions in US Treasuries and UK Gilts with underweights in US and European Corporate bonds.