

Benchmark

Benchmark	MSCI AC Pacific ex Japan (Net Total Return) Index
Benchmark Category	-
IA Sector	Asia Pacific Excluding Japan

Identification Codes

Sedol Code	B559X85
Mex Code	SISIAN
Isin Code	GB00B559X853
Citi Code	NNC8

Fund Overview

Mid (17/12/2025)	99.33p
Historic yield	4.24%
Fund size (30/06/2025)	£1191.95m
Number of holdings	56
Ongoing Charges	0.90%
Launch date	19/02/1990

Fund Charges

Entry Charge	0.00%
Ongoing Charges	0.90%

Fund Background

Valuation frequency	Daily
Valuation point	12:00
Fund type	Unit Trust
Launch price	£0.50
Fund currency	Pound Sterling
Fund domicile	United Kingdom
ISA allowable	Yes
SIPP allowable	Yes

Dealing

Minimum Investment	£3000000
Minimum Top Up	£100000
Minimum Regular Saving	-
Settlement Period: Buy	4 days
Settlement Period: Sell	4 days
Pricing Basis	Forward
Dealing Decimals	2

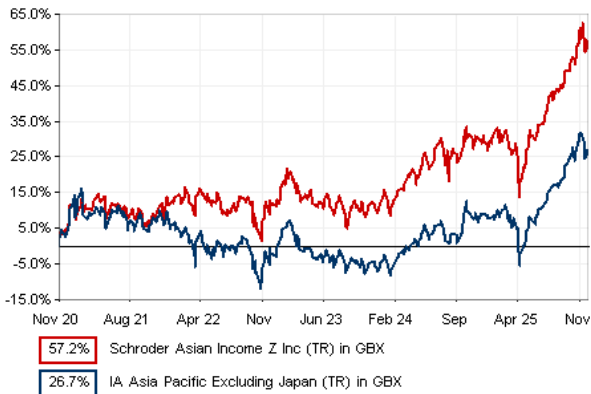
Distribution Dates

Ex dividend date(s)	Income payment date(s)
16 January	15 March
16 July	15 September

Aims

The Fund's investment objective is to provide a growing income and capital growth for investors over the long term primarily through investment in equity and equity related securities of Asian companies which offer attractive yields and growing dividend payments. The emphasis of the fund will be investment in the Asia Pacific excluding Japan (including Australia and New Zealand) region. Investment will be in directly held transferable securities. The Fund may also invest in collective investment schemes, warrants and money market instruments.

Performance



Discrete performance - to last month end

	30/11/20 to 30/11/21	30/11/21 to 30/11/22	30/11/22 to 30/11/23	30/11/23 to 30/11/24	30/11/24 to 30/11/25
Fund	7.7%	4.7%	-1.9%	16.1%	22.3%
Sector	5.8%	-6.1%	-5.0%	13.9%	17.9%
Rank	39/107	15/111	43/116	39/117	48/117
Quartile	2	1	2	2	2

Annualised performance

	3 Years to 30/11/25	5 Years to 30/11/25	10 Years to 30/11/25
Fund	11.7%	9.5%	10.9%
Sector	8.4%	4.8%	9.3%
Rank	34/115	10/107	16/88
Quartile	2	1	1

Fund Managers



Name: Richard Sennitt  
Manager for: 24 years, 1 months

Ratings

FE Crown



Group Details

Group name	Schroder Unit Trusts Limited
Group address	1 London Wall Place, London, EC2Y 5AU United Kingdom
Group telephone	0800 718 777
Dealing telephone	0800 718 788
Email	investorservices@schroders.com
Homepage	www.schroders.co.uk
Fax number	0870 043 4080


Important Information

- Source of portfolio data: Broadridge. Source of performance data: FE fundinfo. We can't predict the future. Past performance isn't a guide to future performance. The figures shown are intended only to demonstrate performance history of the fund, after allowing for the impact of ongoing charges, but take no account of product charges. Ongoing charges may vary in the future and may be higher than they are now. Fund performance is based upon the movement of the daily price and is shown as total return in GBP with income reinvested. The value of your investment can go down as well as up so you might get back less than you put in.
- This factsheet is for information purposes only. If there is information or terminology included that you would like to discuss, then please contact an adviser. Investors should refer to their policy documentation and supporting brochures for fund availability, investment strategy, any product information and charges. Every care has been taken in populating this output, however it must be appreciated that neither Broadridge, Prudential nor their sources guarantee the accuracy, adequacy or completeness of this information or make any warranties regarding results from its usage.


Top 10 Holdings

Name	% Weight	Sector	Country
1 TAIWAN SEMICONDUCTOR MANUFACTURING COMPANY LIMITED	9.93%	Technology Hardware & Equipment	Taiwan
2 SINGAPORE TELECOMMUNICATIONS LIMITED	3.79%	Telecommunications Service Providers	Singapore
3 OVERSEA-CHINESE BANKING CORPORATION LIMITED	3.46%	Banks	Singapore
4 BOC HONG KONG (HOLDINGS) LIMITED	3.22%	Banks	Hong Kong
5 HON HAI PRECISION INDUSTRY CO.	3.03%	Technology Hardware & Equipment	Taiwan
6 SAMSUNG ELECTRONICS CO. LTD	3.02%	Telecommunications Equipment	South Korea
7 TELSTRA CORPORATION LIMITED	2.89%	Telecommunications Service Providers	Australia
8 MEDIATEK CORPORATION	2.80%	Technology Hardware & Equipment	Taiwan
9 DBS GROUP HOLDINGS LTD	2.65%	Banks	Singapore
10 HONG KONG EXCHANGES AND CLEARING LIMITED	2.45%	Investment Banking & Brokerage Services	Hong Kong

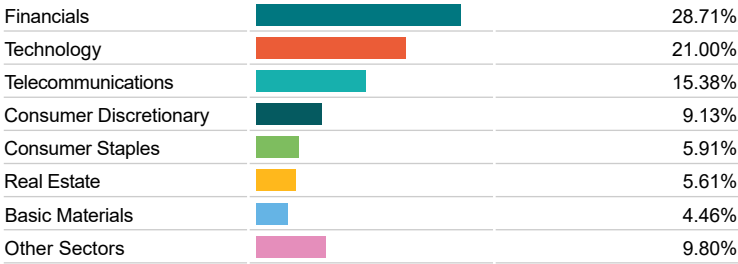
Asset Allocation



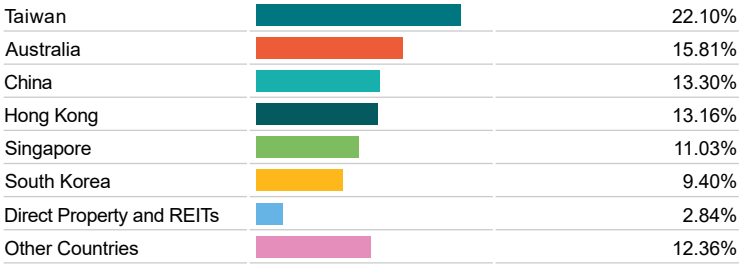
Regional Allocation



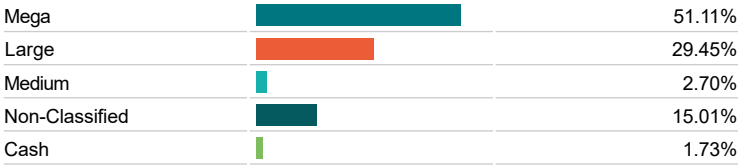
Equity Sector Breakdown



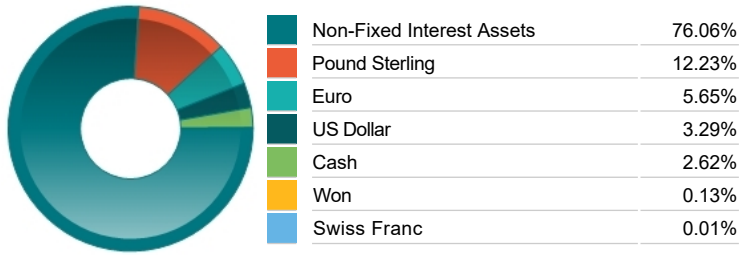
Top Country Breakdown



Breakdown By Market Cap (%)



Fixed Interest Currencies



Important Information

- The Industry Classification Benchmark is a product of FTSE International Limited and has been licensed for use.
- "Prudential" is a trading name of The Prudential Assurance Company Limited, which is registered in England and Wales. Registered office at 10 Fenchurch Avenue, London EC3M 5AG. Registered number 15454. Authorised by the Prudential Regulation Authority and regulated by the Financial Conduct Authority and the Prudential Regulation Authority.

Commentary

Not Applicable

Important Information

• "Prudential" is a trading name of The Prudential Assurance Company Limited, which is registered in England and Wales. Registered office at 10 Fenchurch Avenue, London EC3M 5AG. Registered number 15454. Authorised by the Prudential Regulation Authority and regulated by the Financial Conduct Authority and the Prudential Regulation Authority.