

Benchmark

Benchmark	MSCI ACWI Index and FTSE Global Core Infrastructure 50/50 Index
Benchmark Category	Comparator
IA Sector	Global

Identification Codes

Sedol Code	BK7XXK2
Mex Code	-
Isin Code	GB00BK7XXK25
Citi Code	QGNI

Fund Overview

Mid (20/05/2025)	107.60p
Historic yield	3.75%
Fund size (28/02/2025)	£527.83m
Number of holdings	127
Ongoing Charges	0.60%
Launch date	05/10/2017

Fund Charges

Entry Charge	0.00%
Ongoing Charges	0.60%

Fund Background

Valuation frequency	Daily
Valuation point	12:00
Fund type	OEIC
Launch price	£1.00
Fund currency	Pound Sterling
Fund domicile	United Kingdom
ISA allowable	Yes
SIPP allowable	Yes

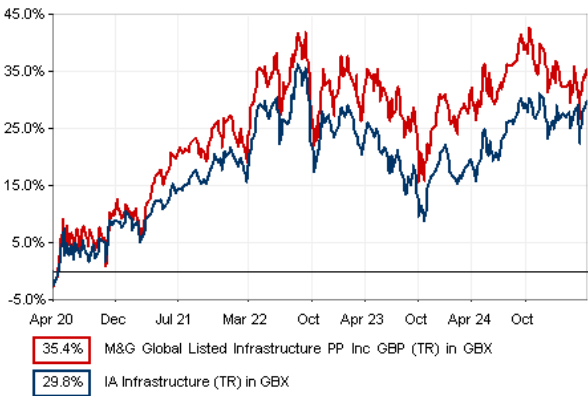
Dealing

Minimum Investment	-
Minimum Top Up	-
Minimum Regular Saving	-
Settlement Period: Buy	-
Settlement Period: Sell	-
Pricing Basis	None
Dealing Decimals	-

Aims

The Fund aims to: • Deliver a higher total return (the combination of income and growth of capital), net of the Ongoing Charges Figure, than that of the MSCI ACWI Index over any five-year period and; • Deliver an income stream that increases every year in Sterling terms.

Performance





Discrete performance - to last month end

	30/04/20 to 30/04/21	30/04/21 to 30/04/22	30/04/22 to 30/04/23	30/04/23 to 30/04/24	30/04/24 to 30/04/25
Fund	16.8%	16.2%	-1.3%	-3.1%	4.3%
Sector	12.5%	15.0%	-3.4%	-5.1%	9.4%
Rank	9/28	11/29	11/31	16/34	28/35
Quartile	2	2	2	2	4

Annualised performance

		3 Years to 30/04/25	5 Years to 30/04/25	10 Years to 30/04/25
Fund		-0.1%	6.2%	n/a
Sector		0.1%	5.4%	5.6%
Rank		19/31	15/28	n/a
Quartile		3	3	n/a

Fund Managers



Name:	Alex Araujo	Nicholas Cunningham	Son Tung Nguyen
Manager for:	7 years, 7 months	1 years, 10 months	0 years, 1 months

Ratings

FE Crown



Group Details

Group name	M&G Investments
Group address	10 Fenchurch Avenue London EC3M 5AG United Kingdom
Group telephone	0800 390 390
Dealing telephone	0800 328 3196
Email	info@mandg.co.uk
Homepage	www.mandg.co.uk
Fax number	-

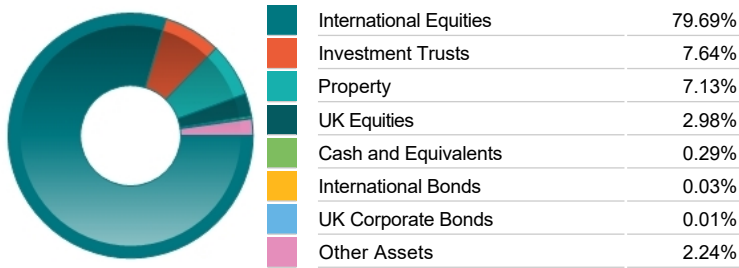
Important Information

- Source of portfolio data: Broadridge. Source of performance data: FE fundinfo. We can't predict the future. Past performance isn't a guide to future performance. The figures shown are intended only to demonstrate performance history of the fund, after allowing for the impact of ongoing charges, but take no account of product charges. Ongoing charges may vary in the future and may be higher than they are now. Fund performance is based upon the movement of the daily price and is shown as total return in GBP with income reinvested. The value of your investment can go down as well as up so you might get back less than you put in.
- This factsheet is for information purposes only. If there is information or terminology included that you would like to discuss, then please contact an adviser. Investors should refer to their policy documentation and supporting brochures for fund availability, investment strategy, any product information and charges. Every care has been taken in populating this output, however it must be appreciated that neither Broadridge, Prudential nor their sources guarantee the accuracy, adequacy or completeness of this information or make any warranties regarding results from its usage.

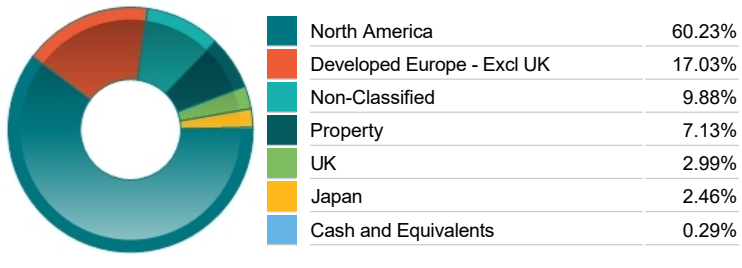
Top 10 Holdings

Name	% Weight	Sector	Country
1 AES CORPORATION (THE)	4.41%	Electricity	United States
2 American Tower Corporation American Tower Corp Ord USD0.01	4.11%	Real Estate Investment Trusts	United States
3 CROWN CASTLE INC	4.08%	Real Estate Investment Trusts	United States
4 EQUINIX	4.00%	Real Estate Investment Trusts	United States
5 FRANCO NEVADA CORP	3.99%	Precious Metals & Mining	Canada
6 ALEXANDRIA REAL ESTATE EQUITIES INC	3.74%	Real Estate Investment Trusts	Direct Property and REITs
7 EXELON CORPORATION	3.52%	Electricity	United States
8 EVERSOURCE ENERGY	3.34%	Electricity	United States
9 EDISON INTERNATIONAL	3.23%	Electricity	United States
10 INFRASTRUTTURE WIRELESS ITALIANE S.P.A.	3.01%	Telecommunications Service Providers	Italy

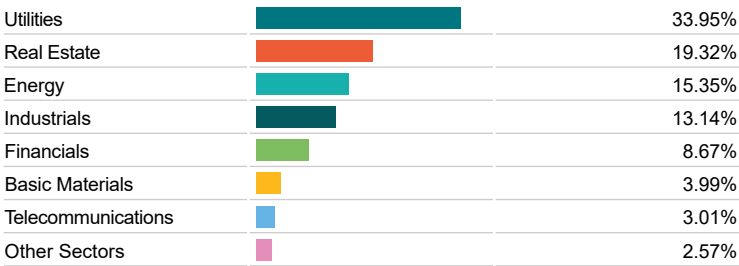
Asset Allocation



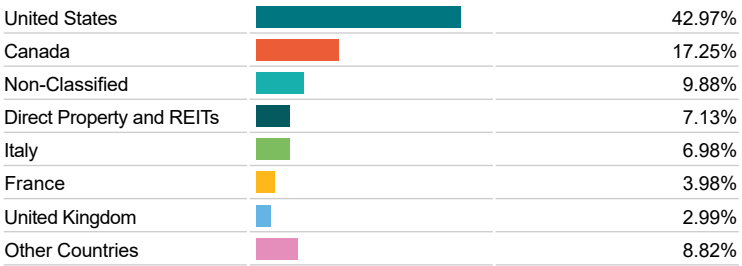
Regional Allocation



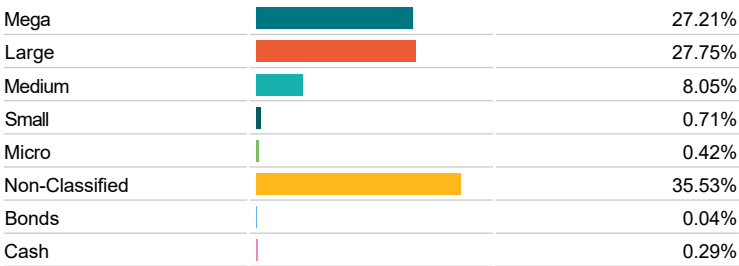
Equity Sector Breakdown



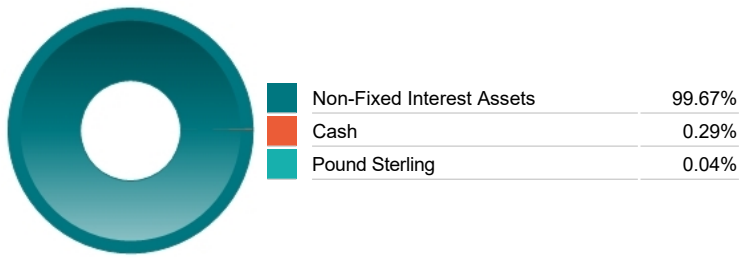
Top Country Breakdown



Breakdown By Market Cap (%)



Fixed Interest Currencies



Important Information

- The Industry Classification Benchmark is a product of FTSE International Limited and has been licensed for use.
- "Prudential" is a trading name of The Prudential Assurance Company Limited, which is registered in England and Wales. Registered office at 10 Fenchurch Avenue, London EC3M 5AG. Registered number 15454. Authorised by the Prudential Regulation Authority and regulated by the Financial Conduct Authority and the Prudential Regulation Authority.