

Benchmark

Benchmark	FTSE All Share Index
Benchmark Category	-
IA Sector	UK Equity Income

Identification Codes

Sedol Code	B3LNGT9
Mex Code	-
Isin Code	GB00B3LNGT95
Citi Code	0VNB

Fund Overview

Mid (18/12/2025)	144.40p
Historic yield	4.56%
Fund size (31/10/2025)	£399.66m
Number of holdings	174
Ongoing Charges	0.67%
Launch date	20/02/2012

Fund Charges

Entry Charge	0.00%
Ongoing Charges	0.67%

Fund Background

Valuation frequency	Daily
Valuation point	12:00
Fund type	OEIC
Launch price	£0.25
Fund currency	Pound Sterling
Fund domicile	United Kingdom
ISA allowable	Yes
SIPP allowable	Yes

Dealing

Minimum Investment	£1000
Minimum Top Up	£250
Minimum Regular Saving	-
Settlement Period: Buy	3 days
Settlement Period: Sell	3 days
Pricing Basis	Forward
Dealing Decimals	2

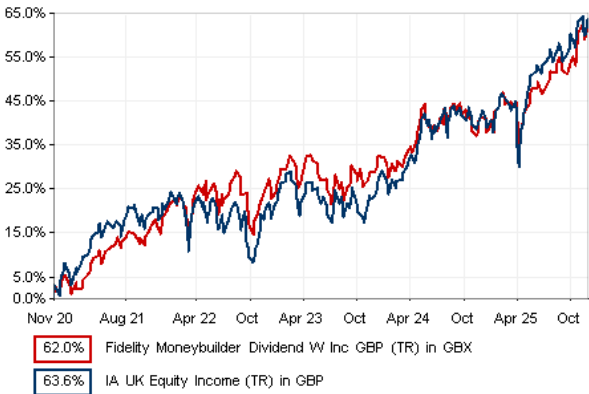
Distribution Dates

Ex dividend date(s)	Income payment date(s)
01 December	18 January
01 March	18 April
01 June	18 July
01 September	18 October

Aims

The Fund's investment objective is to achieve a combination of income and long term capital growth from a portfolio primarily made up of investments in the UK, including ordinary shares, preference shares, convertibles and fixed interest securities. The portfolio is likely to have a bias towards larger companies, although the Authorised Corporate Director is Not restricted in its choice of company by either size or industry.

Performance



Discrete performance - to last month end

	30/11/20 to 30/11/21	30/11/21 to 30/11/22	30/11/22 to 30/11/23	30/11/23 to 30/11/24	30/11/24 to 30/11/25
Fund	14.8%	9.9%	1.9%	9.9%	14.7%
Sector	17.1%	3.5%	1.5%	15.4%	15.1%
Rank	41/62	10/64	34/64	59/64	39/65
Quartile	3	1	3	4	3

Annualised performance

	3 Years to 30/11/25	5 Years to 30/11/25	10 Years to 30/11/25
Fund	8.7%	10.1%	5.4%
Sector	10.5%	10.3%	6.2%
Rank	51/64	36/62	42/55
Quartile	4	3	4

Fund Managers



Name: Rupert Gifford  
Manager for: 5 years, 10 months

Ratings

FE Crown



Group Details

Group name	Fidelity International (Onshore)
Group address	Oakhill House 130 Tonbridge Road Hildenborough Kent TN11 9DZ
Group telephone	0800 41 41 81
Dealing telephone	0800 41 41 81
Email	brokerline@uk.fid-intl.com
Homepage	www.fidelity.co.uk
Fax number	0800 783 9646

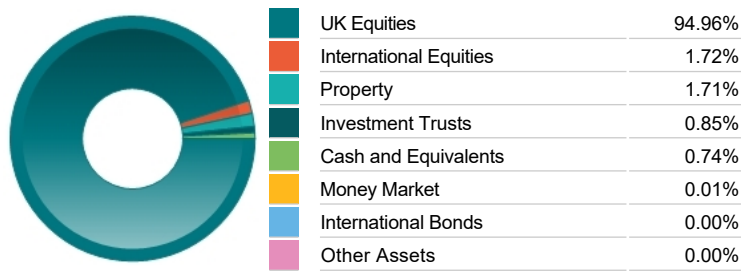
Important Information

- Source of portfolio data: Broadridge. Source of performance data: FE fundinfo. We can't predict the future. Past performance isn't a guide to future performance. The figures shown are intended only to demonstrate performance history of the fund, after allowing for the impact of ongoing charges, but take no account of product charges. Ongoing charges may vary in the future and may be higher than they are now. Fund performance is based upon the movement of the daily price and is shown as total return in GBP with income reinvested. The value of your investment can go down as well as up so you might get back less than you put in.
- This factsheet is for information purposes only. If there is information or terminology included that you would like to discuss, then please contact an adviser. Investors should refer to their policy documentation and supporting brochures for fund availability, investment strategy, any product information and charges. Every care has been taken in populating this output, however it must be appreciated that neither Broadridge, Prudential nor their sources guarantee the accuracy, adequacy or completeness of this information or make any warranties regarding results from its usage.

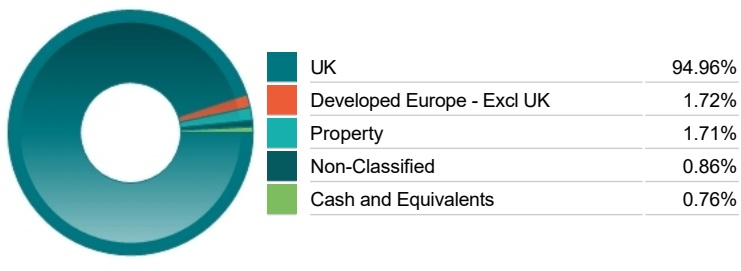
Top 10 Holdings

Name	% Weight	Sector	Country
1 HSBC HOLDINGS	7.60%	Banks	United Kingdom
2 UNILEVER PLC	7.39%	Non-Classified	United Kingdom
3 ASTRAZENECA	5.47%	Pharmaceuticals & Biotechnology	United Kingdom
4 GSK	4.75%	Pharmaceuticals & Biotechnology	United Kingdom
5 BRITISH AMERICAN TOBACCO P.L.C.	4.39%	Tobacco	United Kingdom
6 BP P.L.C.	4.31%	Non-Renewable Energy	United Kingdom
7 SHELL	4.24%	Non-Renewable Energy	United Kingdom
8 RIO TINTO	4.03%	Industrial Metals & Mining	United Kingdom
9 RECKITT BENCKISER GROUP	3.73%	Personal Care, Drug & Grocery Stores	United Kingdom
10 ROYAL BANK OF SCOTLAND GROUP	3.36%	Banks	United Kingdom

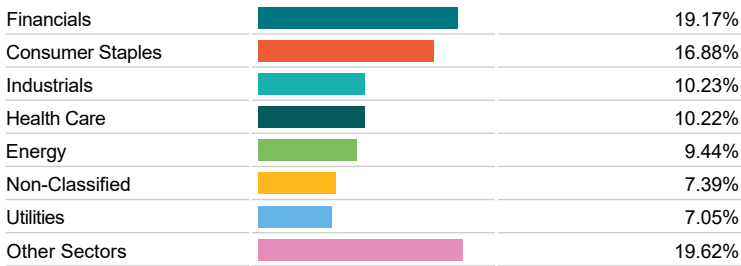
Asset Allocation




Regional Allocation



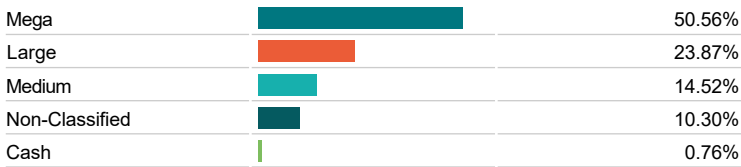
Equity Sector Breakdown



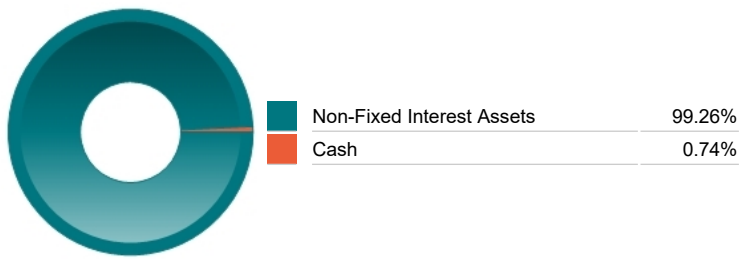
Top Country Breakdown



Breakdown By Market Cap (%)



Fixed Interest Currencies



Important Information

- The Industry Classification Benchmark is a product of FTSE International Limited and has been licensed for use.
- "Prudential" is a trading name of The Prudential Assurance Company Limited, which is registered in England and Wales. Registered office at 10 Fenchurch Avenue, London EC3M 5AG. Registered number 15454. Authorised by the Prudential Regulation Authority and regulated by the Financial Conduct Authority and the Prudential Regulation Authority.