

# Quilter Investors Multi Asset (Onshore) Quilter Investors Cirilium Conservative Passive Portfolio Class R Acc

## Benchmark

Benchmark	No Benchmark
Benchmark Category	-
IA Sector	Unclassified

## Identification Codes

Sedol Code	B8BKRY7
Mex Code	9HVSCR
Isin Code	GB00B8BKRY79
Citi Code	I71A

## Fund Overview

Mid (20/05/2025)	152.67p
Historic yield	2.34%
Fund size (31/03/2025)	£168.11m
Number of holdings	16990
Ongoing Charges	0.38%
Launch date	08/02/2013

## Fund Charges

Entry Charge	0.00%
Ongoing Charges	0.38%

## Fund Background

Valuation frequency	Daily
Valuation point	12:00
Fund type	ICVC
Launch price	£1.00
Fund currency	Pound Sterling
Fund domicile	United Kingdom
ISA allowable	Yes
SIPP allowable	Yes

## Dealing

Minimum Investment	£15000000
Minimum Top Up	£1000000
Minimum Regular Saving	-
Settlement Period: Buy	4 days
Settlement Period: Sell	4 days
Pricing Basis	Forward
Dealing Decimals	3

## Distribution Dates

Ex dividend date(s)	Income payment date(s)
31 October	31 December

## Aims

To achieve capital growth over a period of five years or more through investment in markets both in the UK and overseas. The portfolio is broadly diversified across asset classes, with exposure to equities between 0-30% and with volatility of between 3 and 7%.\*The volatility range is a target, based on long term actuarial assumptions and the fund is managed to stay within this range most of the time. The volatility range is regularly reviewed and may change from time to time due to changes in these assumptions.

## Performance




## Discrete performance - to last month end

	30/04/20 to 30/04/21	30/04/21 to 30/04/22	30/04/22 to 30/04/23	30/04/23 to 30/04/24	30/04/24 to 30/04/25
Fund	6.2%	-3.8%	-1.4%	4.9%	4.7%

## Annualised performance

	3 Years to 30/04/25	5 Years to 30/04/25	10 Years to 30/04/25
Fund	2.7%	2.0%	3.1%

## Fund Managers



Name: Quilter Investors Limited  
Manager for: 5 years

## Group Details

Group name	Quilter Investors Funds Multi Asset (Onshore)
Group address	Quilter Investors Senator House, 85 Queen Victoria Street, London, EC4V 4AB
Group telephone	020 7332 7664
Dealing telephone	-
Email	-
Homepage	www.quilterinvestors.com
Fax number	-

## Important Information

- Source of portfolio data: Broadridge. Source of performance data: FE fundinfo. We can't predict the future. Past performance isn't a guide to future performance. The figures shown are intended only to demonstrate performance history of the fund, after allowing for the impact of ongoing charges, but take no account of product charges. Ongoing charges may vary in the future and may be higher than they are now. Fund performance is based upon the movement of the daily price and is shown as total return in GBP with income reinvested. The value of your investment can go down as well as up so you might get back less than you put in.
- This factsheet is for information purposes only. If there is information or terminology included that you would like to discuss, then please contact an adviser. Investors should refer to their policy documentation and supporting brochures for fund availability, investment strategy, any product information and charges. Every care has been taken in populating this output, however it must be appreciated that neither Broadridge, Prudential nor their sources guarantee the accuracy, adequacy or completeness of this information or make any warranties regarding results from its usage.

# Quilter Investors Multi Asset (Onshore) Quilter Investors Cirilium Conservative Passive Portfolio Class R Acc

Portfolio data accurate as at: **31/03/25**

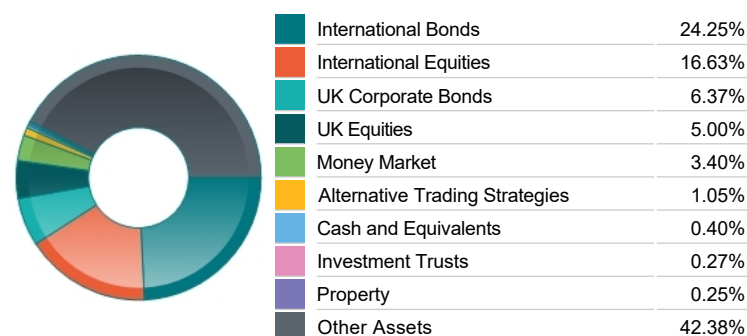
## Top 10 Fund Holdings

	Name	% Weight
1	Amundi ETF Amundi Index J.P. Morgan GBI Global Govies UCITS ETF DR GBP Hedged (D)	16.82%
2	Vanguard U.K Investment Grade Bond Index Institutional Plus	16.05%
3	BlackRock Institutional Cash Series ICS Sterling Liquidity Premier	14.43%
4	Vanguard Global Corporate Bond Index Institutional Plus Hedged	12.56%
5	Lyxor Lyxor iBoxx GBP Liquid Corporates Long Dated UCITS ETF Dist	11.73%
6	BlackRock iShares North American Equity Index Class L	8.62%
7	BlackRock iShares UK Equity Index Class L	5.48%
8	BlackRock iShares Continental European Equity Index Class L	3.73%
9	State Street Global Alternative Beta Fund I GBP Acc Hedged	3.56%
10	Goldman Sachs Absolute Return Tracker Portfolio Class I	3.56%

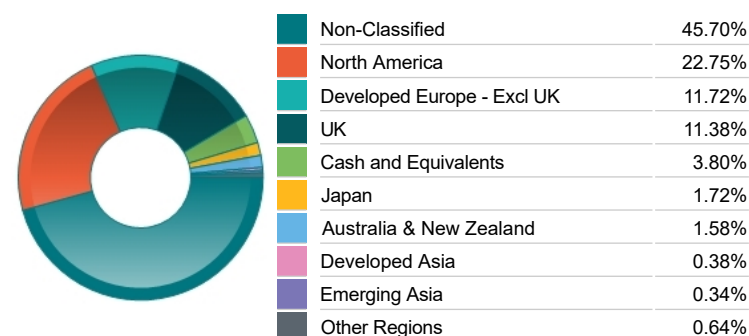
## Top 10 Holdings

	Name	% Weight
1	NVIDIA CORPORATION	0.75%
2	AMAZON.COM	0.58%
3	APPLE	0.56%
4	MICROSOFT CORPORATION	0.47%
5	NATIONWIDE BUILDING SOCIETY	0.42%
6	ASTRAZENECA	0.39%
7	HSBC HOLDINGS	0.37%
8	SHELL	0.35%
9	TESLA	0.27%
10	META PLATFORMS	0.25%

## Asset Allocation



## Regional Allocation



## Sector Breakdown

Non-Classified	42.42%
Bonds	30.64%
Technology	4.89%
Financials	4.05%
Cash and Equivalents	3.80%
Consumer Discretionary	2.97%
Industrials	2.86%
Other Sectors	8.36%

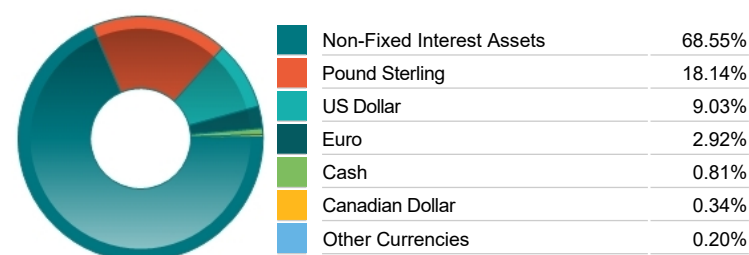
## Top Country Breakdown

Non-Classified	45.70%
United States	20.77%
United Kingdom	11.39%
Cash and Equivalents	3.80%
France	3.04%
Canada	1.98%
Germany	1.81%
Other Countries	11.51%

## Breakdown By Market Cap (%)

Mega	14.58%
Large	3.84%
Medium	1.44%
Small	0.19%
Micro	0.03%
Non-Classified	45.48%
Bonds	30.64%
Cash	3.80%

## Fixed Interest Currencies



## Fixed Interest Quality Profile

AAA	3.43%
AA	3.24%
A	8.91%
BBB	9.66%
Sub-Investment Grade	0.33%
Unknown Quality	5.07%
Cash and Equivalents	3.80%
Other Asset Types	65.56%

## Fixed Interest Maturity Profile

< 5Yr Maturity	16.12%
5Yr - 10Yr Maturity	6.90%
10Yr - 15Yr Maturity	2.38%
> 15Yr Maturity	5.24%
Cash And Equivalents	3.80%
Unknown Maturity	6.74%
Other Asset Types	58.82%

## Important Information

- The Industry Classification Benchmark is a product of FTSE International Limited and has been licensed for use.
- "Prudential" is a trading name of The Prudential Assurance Company Limited, which is registered in England and Wales. Registered office at 10 Fenchurch Avenue, London EC3M 5AG. Registered number 15454. Authorised by the Prudential Regulation Authority and regulated by the Financial Conduct Authority and the Prudential Regulation Authority.