

Benchmark

| | |
|--------------------|-------------------------|
| Benchmark | MSCI Europe ex UK Index |
| Benchmark Category | Target |
| IA Sector | Europe Excluding UK |

Identification Codes

| | |
|------------|--------------|
| Sedol Code | BMCHTN8 |
| Mex Code | - |
| Isin Code | GB00BMCHTN80 |
| Citi Code | - |

Fund Overview

| | |
|------------------------|------------|
| Mid | - |
| Historic yield | 2.36% |
| Fund size (28/02/2025) | £1018.98m |
| Number of holdings | 31 |
| Ongoing Charges | 0.45% |
| Launch date | 29/09/1989 |

Fund Charges

| | |
|-----------------|-------|
| Entry Charge | 0.00% |
| Ongoing Charges | 0.45% |

Fund Background

| | |
|---------------------|----------------|
| Valuation frequency | Daily |
| Valuation point | 12:00 |
| Fund type | OEIC |
| Launch price | €0.50 |
| Fund currency | Euro |
| Fund domicile | United Kingdom |
| ISA allowable | Yes |
| SIPP allowable | Yes |

Dealing

| | |
|-------------------------|------|
| Minimum Investment | - |
| Minimum Top Up | - |
| Minimum Regular Saving | - |
| Settlement Period: Buy | - |
| Settlement Period: Sell | - |
| Pricing Basis | None |
| Dealing Decimals | - |

Aims

The Fund aims to: • Provide a higher total return (capital growth plus income), net of the Ongoing Charge Figure, than that of the MSCI Europe ex UK Index over any five-year period, and • As its Sustainability Goal, support the mitigation of climate change by investing at least 70% of the Fund in companies that contribute towards the Paris Agreement climate change goal* and have the potential to reduce their contribution to climate change determined by their potential to decarbonise their operations over time and ultimately reach Net Zero.

Performance

Fund Managers



Name: John William Olsen
Manager for: 10 years, 10 months

Group Details

| | |
|-------------------|--|
| Group name | M&G Investments |
| Group address | 10 Fenchurch Avenue London EC3M 5AG United Kingdom |
| Group telephone | 0800 390 390 |
| Dealing telephone | 0800 328 3196 |
| Email | info@mandg.co.uk |
| Homepage | www.mandg.co.uk |
| Fax number | - |


Important Information

- Source of portfolio data: Broadridge. Source of performance data: FE fundinfo. We can't predict the future. Past performance isn't a guide to future performance. The figures shown are intended only to demonstrate performance history of the fund, after allowing for the impact of ongoing charges, but take no account of product charges. Ongoing charges may vary in the future and may be higher than they are now. Fund performance is based upon the movement of the daily price and is shown as total return in GBP with income reinvested. The value of your investment can go down as well as up so you might get back less than you put in.
- This factsheet is for information purposes only. If there is information or terminology included that you would like to discuss, then please contact an adviser. Investors should refer to their policy documentation and supporting brochures for fund availability, investment strategy, any product information and charges. Every care has been taken in populating this output, however it must be appreciated that neither Broadridge, Prudential nor their sources guarantee the accuracy, adequacy or completeness of this information or make any warranties regarding results from its usage.


Top 10 Holdings

| Name | % Weight | Sector | Country |
|------------------------------|----------|-----------------------------------|---------|
| 1 AIB GROUP | 6.20% | Banks | Ireland |
| 2 SAP SE | 6.00% | Software & Computer Services | Germany |
| 3 SCOUT24 SE | 5.46% | Software & Computer Services | Germany |
| 4 CTS EVENTIM AG & CO. KGAA | 5.43% | Media | Germany |
| 5 NOVO NORDISK A/S | 5.18% | Pharmaceuticals & Biotechnology | Denmark |
| 6 SCHNEIDER ELECTRIC SE | 4.98% | Electronic & Electrical Equipment | France |
| 7 HANNOVER RUCK SE | 4.69% | Non-life Insurance | Germany |
| 8 SIEMENS AKTIENGESELLSCHAFT | 4.10% | General Industrials | Germany |
| 9 LEGRAND | 4.08% | Electronic & Electrical Equipment | France |
| 10 AMADEUS IT GROUP SA | 3.54% | Software & Computer Services | Spain |

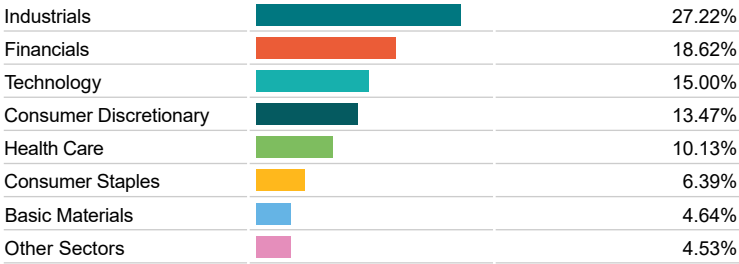
Asset Allocation



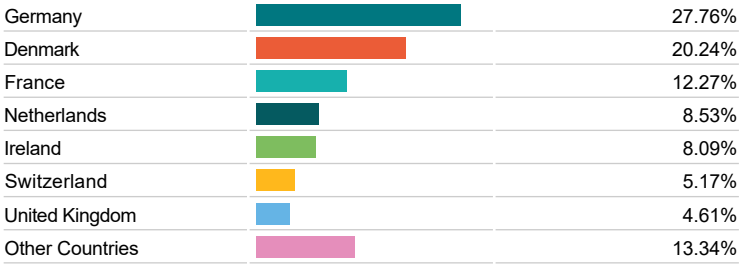
Regional Allocation



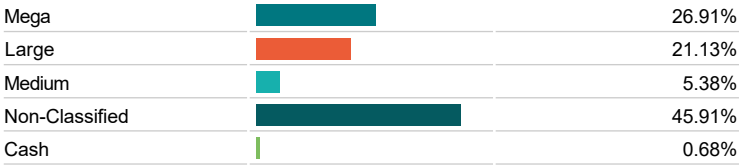
Equity Sector Breakdown



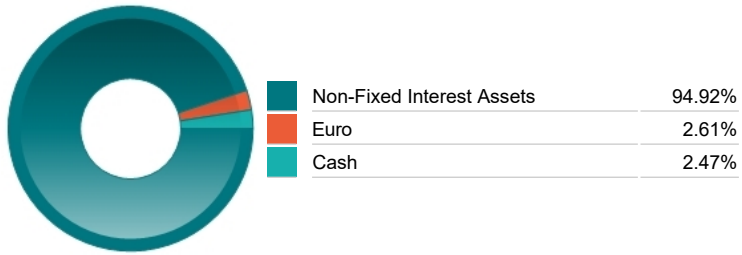
Top Country Breakdown



Breakdown By Market Cap (%)



Fixed Interest Currencies



Important Information

- The Industry Classification Benchmark is a product of FTSE International Limited and has been licensed for use.
- "Prudential" is a trading name of The Prudential Assurance Company Limited, which is registered in England and Wales. Registered office at 10 Fenchurch Avenue, London EC3M 5AG. Registered number 15454. Authorised by the Prudential Regulation Authority and regulated by the Financial Conduct Authority and the Prudential Regulation Authority.