

Benchmark

Benchmark	FTSE World TR GBP
Benchmark Category	-
IA Sector	Global Equity Income

Identification Codes

Sedol Code	B8BQG48
Mex Code	RSOMEN
Isin Code	GB00B8BQG486
Citi Code	GQ4R

Fund Overview

Mid (20/05/2025)	233.74p
Historic yield	3.13%
Fund size (31/03/2025)	£3319.45m
Number of holdings	60
Ongoing Charges	0.81%
Launch date	04/09/2012

Fund Charges

Entry Charge	0.00%
Ongoing Charges	0.81%

Fund Background

Valuation frequency	Daily
Valuation point	12:00
Fund type	ICVC
Launch price	£1.00
Fund currency	Pound Sterling
Fund domicile	United Kingdom
ISA allowable	Yes
SIPP allowable	Yes

Dealing

Minimum Investment	£10000000
Minimum Top Up	£0
Minimum Regular Saving	-
Settlement Period: Buy	3 days
Settlement Period: Sell	3 days
Pricing Basis	Forward
Dealing Decimals	4

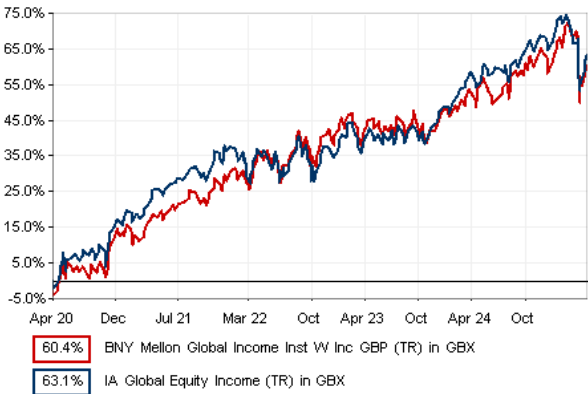
Distribution Dates

Ex dividend date(s)	Income payment date(s)
02 January	28 February
03 April	31 May
03 July	31 August
02 October	30 November

Aims

The objective of the Sub-Fund is to generate distributions over an annual period together with long-term capital growth from investing predominantly in global securities. The Sub-Fund may also invest in collective investment schemes (including but not limited to another Sub-Fund or SubFunds of the Company). Derivatives may be used for efficient portfolio management only.

Performance



Discrete performance - to last month end

	30/04/20 to 30/04/21	30/04/21 to 30/04/22	30/04/22 to 30/04/23	30/04/23 to 30/04/24	30/04/24 to 30/04/25
Fund	18.0%	15.5%	6.1%	6.1%	4.5%
Sector	25.6%	8.7%	3.6%	10.6%	4.3%
Rank	37/46	3/48	9/50	40/52	25/53
Quartile	4	1	1	4	2

Annualised performance

	3 Years to 30/04/25	5 Years to 30/04/25	10 Years to 30/04/25
Fund	5.6%	9.9%	9.8%
Sector	6.1%	10.3%	7.7%
Rank	29/50	25/46	8/30
Quartile	3	3	1

Fund Managers



Name:	Jim Lydotes	Robert Hay	Jon Bell
Manager for:	2 years, 3 months	10 years, 4 months	10 years, 4 months

Ratings

FE Crown



Group Details

Group name	BNY Mellon Fund Management (Luxembourg) S.A.
Group address	BNY Mellon Asset Management International Limited The Bank of New York Mellon Centre 160 Queen Victoria Street London EC4V 4LA United Kingdom
Group telephone	0500 66 00 00
Dealing telephone	-
Email	-
Homepage	www.bnymellonam.com
Fax number	-

Important Information

- Source of portfolio data: Broadridge. Source of performance data: FE fundinfo. We can't predict the future. Past performance isn't a guide to future performance. The figures shown are intended only to demonstrate performance history of the fund, after allowing for the impact of ongoing charges, but take no account of product charges. Ongoing charges may vary in the future and may be higher than they are now. Fund performance is based upon the movement of the daily price and is shown as total return in GBP with income reinvested. The value of your investment can go down as well as up so you might get back less than you put in.
- This factsheet is for information purposes only. If there is information or terminology included that you would like to discuss, then please contact an adviser. Investors should refer to their policy documentation and supporting brochures for fund availability, investment strategy, any product information and charges. Every care has been taken in populating this output, however it must be appreciated that neither Broadridge, Prudential nor their sources guarantee the accuracy, adequacy or completeness of this information or make any warranties regarding results from its usage.

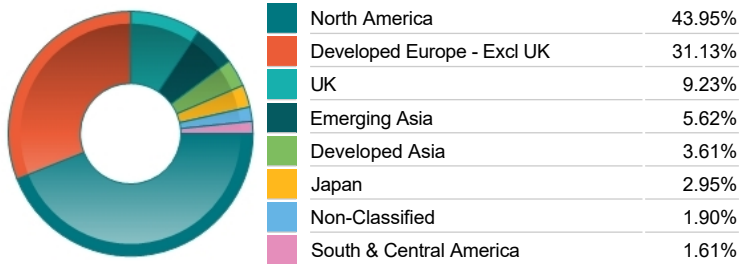
Top 10 Holdings

Name	% Weight	Sector	Country
1 CME GROUP	3.58%	Investment Banking & Brokerage Services	United States
2 SANOFI	2.76%		France
3 MEDTRONIC	2.50%	Medical Equipment & Services	Ireland
4 CISCO SYSTEMS	2.41%	Telecommunications Equipment	United States
5 MOLSON COORS BEVERAGE COMPANY	2.34%	Beverages	United States
6 ASTRAZENECA	2.33%	Pharmaceuticals & Biotechnology	United Kingdom
7 JOHNSON & JOHNSON	2.20%	Pharmaceuticals & Biotechnology	United States
8 BAE SYSTEMS	2.19%	Aerospace & Defence	United Kingdom
9 AIA GROUP LIMITED	2.16%	Life Insurance	Hong Kong
10 INTERNATIONAL PAPER COMPANY	2.15%	Industrial Materials	United States

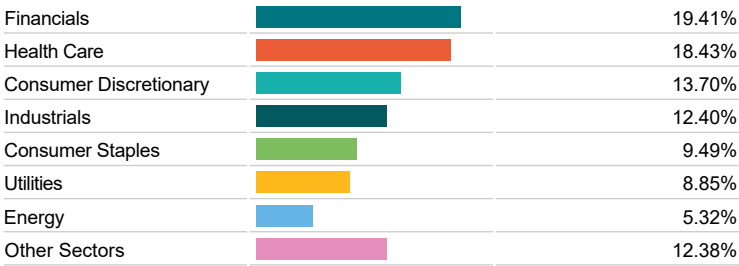
Asset Allocation



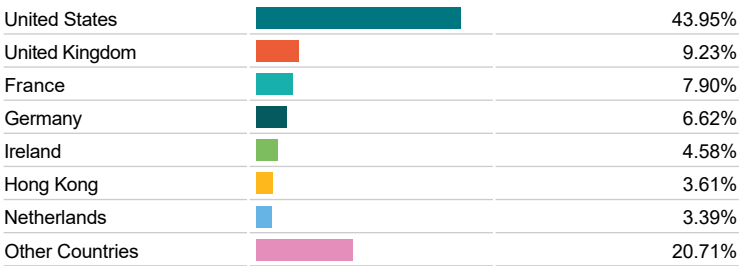
Regional Allocation



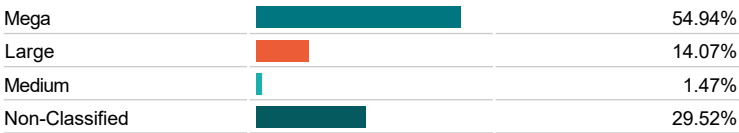
Equity Sector Breakdown




Top Country Breakdown



Breakdown By Market Cap (%)



Fixed Interest Currencies



Important Information

- The Industry Classification Benchmark is a product of FTSE International Limited and has been licensed for use.
- "Prudential" is a trading name of The Prudential Assurance Company Limited, which is registered in England and Wales. Registered office at 10 Fenchurch Avenue, London EC3M 5AG. Registered number 15454. Authorised by the Prudential Regulation Authority and regulated by the Financial Conduct Authority and the Prudential Regulation Authority.