

Benchmark

| | |
|--------------------|--------------------|
| Benchmark | MSCI World |
| Benchmark Category | - |
| IA Sector | Volatility Managed |

Identification Codes

| | |
|------------|--------------|
| Sedol Code | B759VC9 |
| Mex Code | STAGED |
| Isin Code | GB00B759VC93 |
| Citi Code | 10F2 |

Fund Overview

| | |
|------------------------|------------|
| Mid (20/11/2024) | 106.20p |
| Historic yield | 2.01% |
| Fund size (31/05/2025) | £758.84m |
| Number of holdings | 4025 |
| Ongoing Charges | 0.80% |
| Launch date | 23/04/2012 |

Fund Charges

| | |
|-----------------|-------|
| Entry Charge | 0.00% |
| Ongoing Charges | 0.80% |

Fund Background

| | |
|---------------------|----------------|
| Valuation frequency | Daily |
| Valuation point | 12:00 |
| Fund type | OEIC |
| Launch price | £10.00 |
| Fund currency | Pound Sterling |
| Fund domicile | United Kingdom |
| ISA allowable | Yes |
| SIPP allowable | Yes |

Dealing

| | |
|-------------------------|----------|
| Minimum Investment | £2000000 |
| Minimum Top Up | £50000 |
| Minimum Regular Saving | - |
| Settlement Period: Buy | 3 days |
| Settlement Period: Sell | 3 days |
| Pricing Basis | Forward |
| Dealing Decimals | 3 |

Distribution Dates

| Ex dividend date(s) | Income payment date(s) |
|---------------------|------------------------|
| 01 October | 31 January |
| 01 January | 30 April |
| 01 April | 31 July |
| 01 July | 31 October |

Aims

To generate growth over the long term (5 years or more) while being managed to a defined level of risk. The fund is part of the MyFolio Core range, which offers five funds with different expected combinations of investment risk and return. This fund is risk level IV, which aims to be the second highest risk fund in this range. Risk Target: The defined level of risk referred to above that the management team is targeting is within the range of 60-90% of world stock markets (represented by the MSCI World Index), over 10 years. There is no certainty or promise that this target will be achieved. The Risk Target has been chosen as it represents a risk range which is appropriate for the fund.

Performance

No data available! Please enter a valid code!

Fund Managers



Name: Katie Trowsdale Robert Bowie
Manager for: 6 years, 3 months 6 years, 3 months

Ratings

FE Crown



Group Details

| | |
|-------------------|--|
| Group name | abrdn OEIC |
| Group address | Aberdeen Standard Fund Managers Limited PO BOX 12233 Chelmsford CM99 2EE |
| Group telephone | 0800 33 33 53 |
| Dealing telephone | 0800 33 33 53 |
| Email | investments_marketline@standardlife.com |
| Homepage | www.aberdeenstandard.com |
| Fax number | 0131 525 9720 |

Important Information

- Source of portfolio data: Broadridge. Source of performance data: FE fundinfo. We can't predict the future. Past performance isn't a guide to future performance. The figures shown are intended only to demonstrate performance history of the fund, after allowing for the impact of ongoing charges, but take no account of product charges. Ongoing charges may vary in the future and may be higher than they are now. Fund performance is based upon the movement of the daily price and is shown as total return in GBP with income reinvested. The value of your investment can go down as well as up so you might get back less than you put in.
- This factsheet is for information purposes only. If there is information or terminology included that you would like to discuss, then please contact an adviser. Investors should refer to their policy documentation and supporting brochures for fund availability, investment strategy, any product information and charges. Every care has been taken in populating this output, however it must be appreciated that neither Broadridge, Prudential nor their sources guarantee the accuracy, adequacy or completeness of this information or make any warranties regarding results from its usage.


Top 10 Fund Holdings

| Name | % Weight | Sector | Country |
|---|----------|----------------|----------------|
| 1 abrdn OEIC abrdn American Equity Tracker Class N | 9.38% | Managed Funds | Managed Funds |
| 2 abrdn OEIC abrdn American Equity Enhanced Index Class N | 8.86% | Managed Funds | Managed Funds |
| 3 abrdn OEIC abrdn UK All Share Tracker Class X | 8.73% | Managed Funds | Managed Funds |
| 4 abrdn OEIC abrdn UK Equity Enhanced Index Class B | 6.46% | Managed Funds | Managed Funds |
| 5 abrdn Global High Yield Bond Fund D Acc Hedged GBP | 5.06% | Managed Funds | Managed Funds |
| 6 abrdn Asia Pacific Equity Fund K Acc | 4.49% | Managed Funds | Managed Funds |
| 7 abrdn OEIC abrdn Global Infrastructure Equity Fund Class I | 4.34% | Managed Funds | Managed Funds |
| 8 Legal & General S&P 500 US Equal Weight Index Fund C | 4.15% | Managed Funds | Managed Funds |
| 9 abrdn SICAV Emerging Market Local Currency Debt Class D (portfolio 14d) | 3.80% | Managed Funds | Managed Funds |
| 10 abrdn Global Real Estate Securities Sustainable Fund S Acc GBP | 3.48% | Non-Classified | Non-Classified |

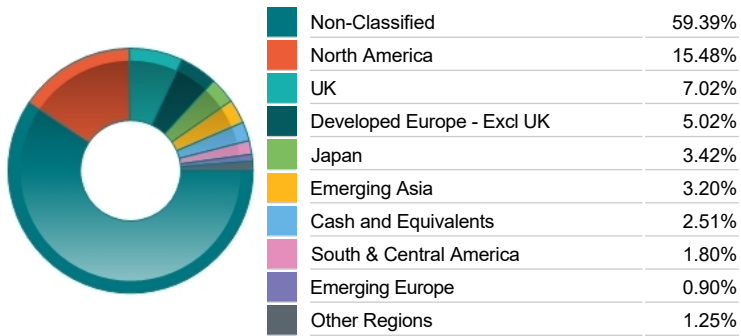
Top 10 Holdings

| Name | % Weight | Sector | Country |
|--|----------|---------------------------------|----------------|
| 1 abrdn Global Real Estate Securities Sustainable Fund S Acc GBP | 3.48% | Non-Classified | Non-Classified |
| 2 abrdn Global Government Bond Tracker Fund X Acc | 1.81% | Non-Classified | Non-Classified |
| 3 abrdn SICAV Macro Fixed Income Class D (Portfolio 14d) | 0.65% | Non-Classified | Non-Classified |
| 4 MICROSOFT CORPORATION | 0.59% | Software & Computer Services | United States |
| 5 NVIDIA CORPORATION | 0.56% | Technology Hardware & Equipment | United States |
| 6 APPLE | 0.53% | Technology Hardware & Equipment | United States |
| 7 abrdn Global Short Dated Corporate Bond Fund S Acc Hedged GBP | 0.51% | Non-Classified | Non-Classified |
| 8 AMAZON.COM | 0.34% | Retailers | United States |
| 9 ALPHABET | 0.25% | Software & Computer Services | United States |
| 10 META PLATFORMS | 0.25% | Software & Computer Services | United States |

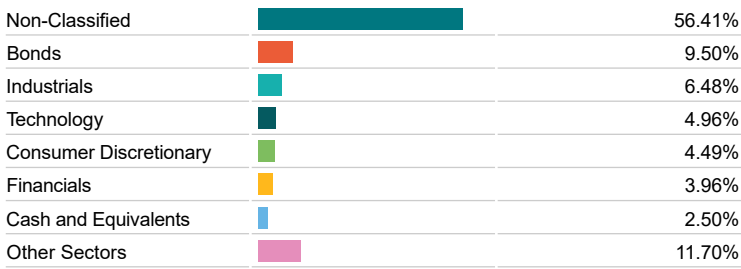
Asset Allocation



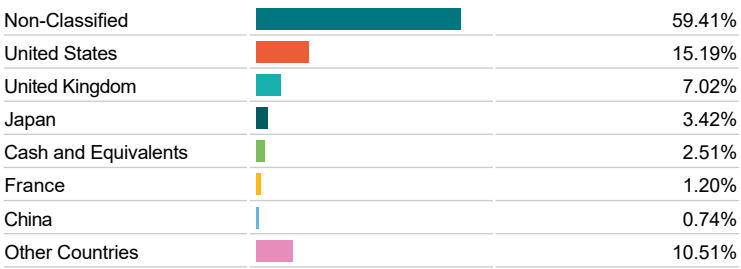
Regional Allocation



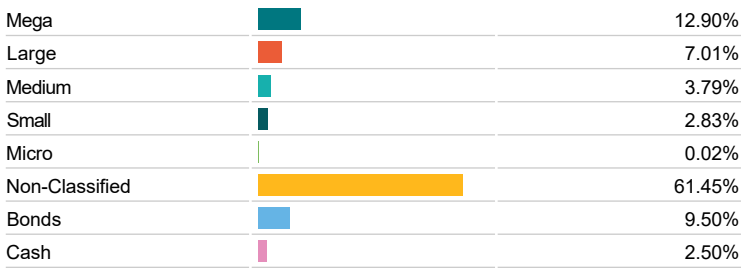
Sector Breakdown



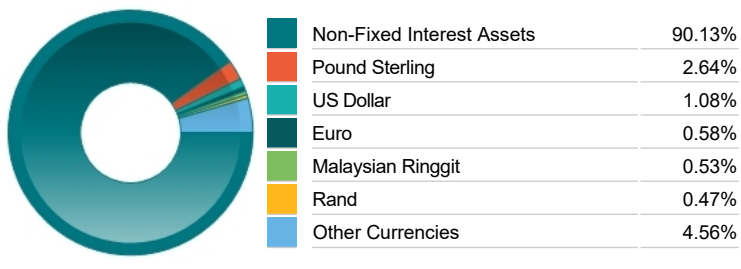
Top Country Breakdown



Breakdown By Market Cap (%)



Fixed Interest Currencies



Important Information

- The Industry Classification Benchmark is a product of FTSE International Limited and has been licensed for use.
- "Prudential" is a trading name of The Prudential Assurance Company Limited, which is registered in England and Wales. Registered office at 10 Fenchurch Avenue, London EC3M 5AG. Registered number 15454. Authorised by the Prudential Regulation Authority and regulated by the Financial Conduct Authority and the Prudential Regulation Authority.