

Benchmark

Benchmark	IA Corporate Bond Sector* (*indicative purposes only)
Benchmark Category	-
IA Sector	£ Corporate Bond

Identification Codes

Sedol Code	B7FQJT3
Mex Code	LETHBN
Isin Code	GB00B7FQJT36
Citi Code	0WF8

Fund Overview

Mid (17/12/2025)	87.66p
Distribution yield	5.10%
Underlying yield	4.50%
Fund size (30/11/2025)	£1843.01m
Number of holdings	213
Ongoing Charges	0.65%
Launch date	14/05/2002

Fund Charges

Entry Charge	0.00%
Ongoing Charges	0.65%

Fund Background

Valuation frequency	Daily
Valuation point	12:00
Fund type	Unit Trust
Launch price	£1.00
Fund currency	Pound Sterling
Fund domicile	United Kingdom
ISA allowable	Yes
SIPP allowable	Yes

Dealing

Minimum Investment	£1000000
Minimum Top Up	£500
Minimum Regular Saving	-
Settlement Period: Buy	4 days
Settlement Period: Sell	4 days
Pricing Basis	Forward
Dealing Decimals	2

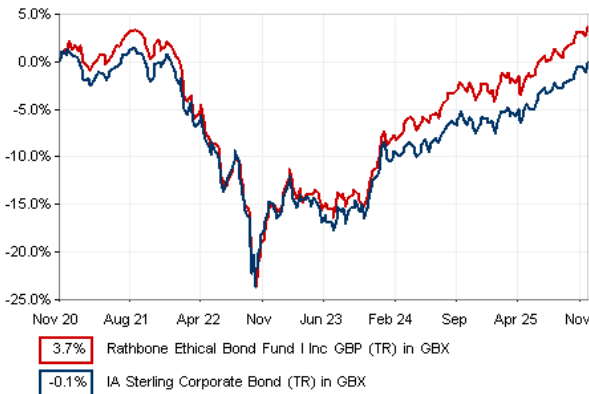
Distribution Dates

Ex dividend date(s)	Income payment date(s)
01 February	31 March
01 May	30 June
01 July	31 August
01 October	30 November

Aims

We aim to deliver a greater total return than the Investment Association (IA) Sterling Corporate Bond sector, after fees, over any rolling five-year period. Total return means the return we receive from the value of our investments increasing (capital growth) plus the income we receive from our investments (interest payments). We use the IA Sterling Corporate Bond sector as a target for our fund's return because we aim to achieve a better return than the average of funds that are similar to ours.

Performance



Discrete performance - to last month end

	30/11/20 to 30/11/21	30/11/21 to 30/11/22	30/11/22 to 30/11/23	30/11/23 to 30/11/24	30/11/24 to 30/11/25
Fund	1.4%	-16.8%	5.3%	10.0%	6.2%
Sector	0.2%	-15.5%	3.3%	7.6%	6.1%
Rank	7/88	55/90	12/92	8/93	29/95
Quartile	1	3	1	1	2

Annualised performance

	3 Years to 30/11/25	5 Years to 30/11/25	10 Years to 30/11/25
Fund	7.1%	0.7%	3.6%
Sector	5.6%	0.0%	2.6%
Rank	7/92	32/88	6/71
Quartile	1	2	1

Fund Managers



Name: Stuart Chilvers Bryn Jones

Manager for: 2 years, 8 months 21 years, 1 months

Ratings

FE Crown



Group Details

Group name	Rathbones Asset Management Limited
Group address	8 Finsbury Circus London EC2M 7AZ
Group telephone	020 7399 0000
Dealing telephone	08459 220044
Email	rutm@rathbones.com
Homepage	www.rutm.com
Fax number	020 7399 0011

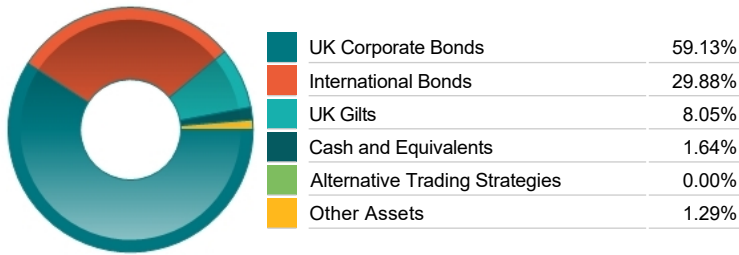
Important Information

- Source of portfolio data: Broadridge. Source of performance data: FE fundinfo. We can't predict the future. Past performance isn't a guide to future performance. The figures shown are intended only to demonstrate performance history of the fund, after allowing for the impact of ongoing charges, but take no account of product charges. Ongoing charges may vary in the future and may be higher than they are now. Fund performance is based upon the movement of the daily price and is shown as total return in GBP with income reinvested. The value of your investment can go down as well as up so you might get back less than you put in.
- This factsheet is for information purposes only. If there is information or terminology included that you would like to discuss, then please contact an adviser. Investors should refer to their policy documentation and supporting brochures for fund availability, investment strategy, any product information and charges. Every care has been taken in populating this output, however it must be appreciated that neither Broadridge, Prudential nor their sources guarantee the accuracy, adequacy or completeness of this information or make any warranties regarding results from its usage.

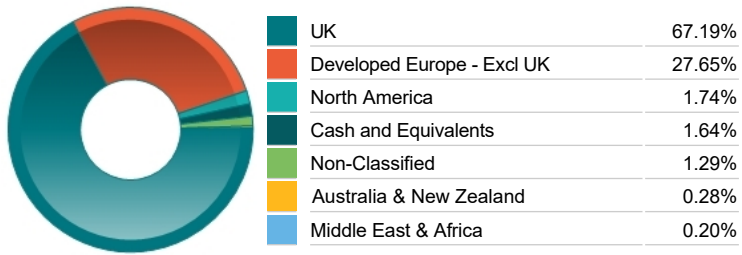
Top 10 Holdings

Name	% Weight	Sector	Country
1 1½% Green Gilt 2053	7.11%	Bonds	United Kingdom
2 HSBC FD 5.844% VRN PERP	2.45%	Bonds	United Kingdom
3 AXA SA 6.379% VRN PERP	2.20%	Bonds	France
4 AVIVA 6.875% VRN 20/05/58	1.93%	Bonds	United Kingdom
5 LEG 3.75% VRN 26/11/2049	1.82%	Bonds	United Kingdom
6 RL FIN 4.875% VRN 10/49	1.65%	Bonds	United Kingdom
7 BAN 2.25% VRN 04/10/2032	1.59%	Bonds	Spain
8 LEG 6.625% VRN 01/04/2055	1.58%	Bonds	United Kingdom
9 ASSICUZI GN 6.269% PERP	1.57%	Bonds	Italy
10 RI FINANCE 6.125% 11/28	1.53%	Bonds	United Kingdom

Asset Allocation



Regional Allocation



Bond Sector Breakdown

Bonds	97.06%
Cash and Equivalents	1.64%
Non-Classified	1.29%

Top Country Breakdown

United Kingdom	67.19%
France	11.06%
Ireland	4.92%
Spain	4.35%
Italy	2.40%
Netherlands	2.30%
United States	1.74%
Other Countries	6.04%


Fixed Interest Quality Profile

AAA	0.48%
AA	8.78%
A	22.36%
BBB	41.21%
Sub-Investment Grade	1.57%
Unknown Quality	22.67%
Cash and Equivalents	1.64%
Other Asset Types	1.30%

Fixed Interest Maturity Profile

< 5Yr Maturity	16.65%
5Yr - 10Yr Maturity	31.47%
10Yr - 15Yr Maturity	3.62%
> 15Yr Maturity	45.31%
Cash And Equivalents	1.64%
Unknown Maturity	1.29%

Fixed Interest Currencies



Important Information

- The Industry Classification Benchmark is a product of FTSE International Limited and has been licensed for use.
- "Prudential" is a trading name of The Prudential Assurance Company Limited, which is registered in England and Wales. Registered office at 10 Fenchurch Avenue, London EC3M 5AG. Registered number 15454. Authorised by the Prudential Regulation Authority and regulated by the Financial Conduct Authority and the Prudential Regulation Authority.

Commentary

SEE <https://www.rutm.com/pa/investment-notes.aspx>

Important Information

- "Prudential" is a trading name of The Prudential Assurance Company Limited, which is registered in England and Wales. Registered office at 10 Fenchurch Avenue, London EC3M 5AG. Registered number 15454. Authorised by the Prudential Regulation Authority and regulated by the Financial Conduct Authority and the Prudential Regulation Authority.