

Benchmark

Benchmark	FTSE-A (Index Linked) British Govt All Stocks Index
Benchmark Category	-
IA Sector	UK Index Linked Gilts

Identification Codes

Sedol Code	B84VDP0
Mex Code	LGFAAV
Isin Code	GB00B84VDP04
Citi Code	G5YR

Fund Overview

Mid (02/09/2025)	84.60p
Distribution yield	0.20%
Underlying yield	0.20%
Fund size (31/07/2025)	£876.44m
Number of holdings	35
Ongoing Charges	0.15%
Launch date	19/12/2012

Fund Charges

Entry Charge	0.00%
Ongoing Charges	0.15%

Fund Background

Valuation frequency	Daily
Valuation point	12:00
Fund type	Unit Trust
Launch price	£1.00
Fund currency	Pound Sterling
Fund domicile	United Kingdom
ISA allowable	Yes
SIPP allowable	Yes

Dealing

Minimum Investment	£1000000
Minimum Top Up	£20000
Minimum Regular Saving	-
Settlement Period: Buy	1 days
Settlement Period: Sell	1 days
Pricing Basis	Forward
Dealing Decimals	3

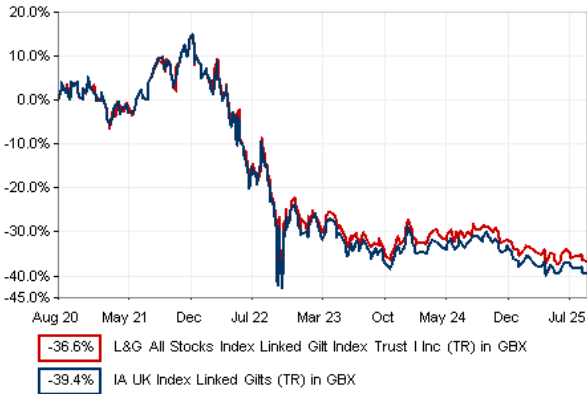
Distribution Dates

Ex dividend date(s)	Income payment date(s)
26 November	26 January
26 May	26 July

Aims

The objective of this fund is to provide a combination of income and growth (if the income is reinvested) by tracking the performance of the FTSE Actuaries UK Index-Linked Gilts All Stocks Index. The fund will invest between 70% and 100% in bonds issued by the UK government (known as gilts). The fund's investments will closely match those that make up the Index. This Index consists of index-linked bonds which are issued by the UK Government. The return from these bonds is linked to changes in the rate of UK inflation. The gilts that the fund invests in will be investment grade bonds (rated as lower risk). The fund may use derivatives to reduce risk or cost, or to generate additional capital or income with no, or an acceptably low, level of risk.

Performance



Discrete performance - to last month end

	31/08/20 to 31/08/21	31/08/21 to 31/08/22	31/08/22 to 31/08/23	31/08/23 to 31/08/24	31/08/24 to 31/08/25
Fund	9.1%	-24.6%	-17.0%	3.1%	-10.0%
Sector	8.8%	-25.6%	-18.0%	2.8%	-11.2%
Rank	8/13	5/13	4/13	5/13	6/13
Quartile	3	2	1	2	2

Annualised performance

	3 Years to 31/08/25	5 Years to 31/08/25	10 Years to 31/08/25
Fund	-8.3%	-8.7%	-1.3%
Sector	-9.2%	-9.5%	-1.6%
Rank	5/13	5/13	5/12
Quartile	2	2	2

Fund Managers



Name: LGIM Index Fund Management Team  
Manager for: 11 years, 11 months

Group Details

Group name	Legal & General Unit Trust Managers Limited
Group address	Legal & General One Coleman Street London EC2R 5AA
Group telephone	0370 050 0955
Dealing telephone	-
Email	investments@landg.com
Homepage	www.lgim.com
Fax number	-

Important Information

- Source of portfolio data: Broadridge. Source of performance data: FE fundinfo. We can't predict the future. Past performance isn't a guide to future performance. The figures shown are intended only to demonstrate performance history of the fund, after allowing for the impact of ongoing charges, but take no account of product charges. Ongoing charges may vary in the future and may be higher than they are now. Fund performance is based upon the movement of the daily price and is shown as total return in GBP with income reinvested. The value of your investment can go down as well as up so you might get back less than you put in.
- This factsheet is for information purposes only. If there is information or terminology included that you would like to discuss, then please contact an adviser. Investors should refer to their policy documentation and supporting brochures for fund availability, investment strategy, any product information and charges. Every care has been taken in populating this output, however it must be appreciated that neither Broadridge, Prudential nor their sources guarantee the accuracy, adequacy or completeness of this information or make any warranties regarding results from its usage

Top 10 Holdings

Name	% Weight	Sector	Country
1 1¼% Index-linked Treasury Gilt 2027	5.53%	Bonds	United Kingdom
2 1¼% Index-linked Treasury Gilt 2032	5.17%	Bonds	United Kingdom
3 ½% Index-linked Treasury Gilt 2029	4.74%	Bonds	United Kingdom
4 ½% Index-linked Treasury Gilt 2028	4.71%	Bonds	United Kingdom
5 1½% Index-linked Treasury Gilt 2037	4.62%	Bonds	United Kingdom
6 ¾% Index-linked Treasury Gilt 2034	4.52%	Bonds	United Kingdom
7 2% Index-linked Treasury Stock 2035	4.12%	Bonds	United Kingdom
8 ¾% Index-linked Treasury Gilt 2040	4.03%	Bonds	United Kingdom
9 ½% Index-linked Treasury Gilt 2026	3.76%	Bonds	United Kingdom
10 ¾% Index-linked Treasury Gilt 2033	3.59%	Bonds	United Kingdom

Asset Allocation



Regional Allocation



Bond Sector Breakdown



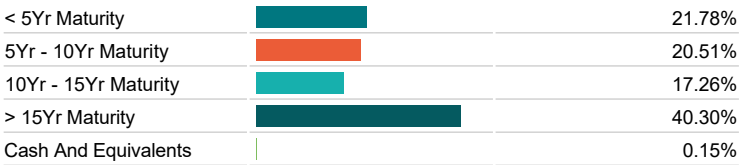
Top Country Breakdown




Fixed Interest Quality Profile



Fixed Interest Maturity Profile



Fixed Interest Currencies



Important Information

- The Industry Classification Benchmark is a product of FTSE International Limited and has been licensed for use.
- "Prudential" is a trading name of The Prudential Assurance Company Limited, which is registered in England and Wales. Registered office at 10 Fenchurch Avenue, London EC3M5AG. Registered number 15454. Authorised by the Prudential Regulation Authority and regulated by the Financial Conduct Authority and the Prudential Regulation Authority.

## Commentary

Gilt yields rose during December, with ten-year yields rising from 3.2% to 3.4%, while ten-year yields rose by 0.1%, 0.2% and 0.5% in France, Germany and the US respectively. While concerns lingered that the Eurozone sovereign debt crisis could yet spread to impact directly on larger 'peripheral' economies such as Spain or Italy, investors have recently given less weight to the 'safe haven' status of 'core' European bonds. Given the recent upturn in US economic sentiment and further positive signs over the health of the leading European economies, rising energy costs have flagged the risk that inflation could impact on the returns from fixed income assets. UK economic data remained positive on the whole during the month, though third-quarter Gross Domestic Product was revised down to 0.7% from the previous estimate of 0.8%. Meanwhile there was good news from the manufacturing sector, with production and manufacturing Purchasing Managers' Indices rising. Though interest rates were held at 0.5%, with the same three-way split in the voting by the Bank of England's Monetary Policy Committee, concerns mounted over the near-term outlook for inflation. November's consumer price index unexpectedly rose by 0.1% to a six-month high of 3.3%. Meanwhile, a surge in November's Public Sector Borrowing figures continued to underline the poor state of UK public finances.