

Quilter Investors Multi Asset (Onshore) Quilter Investors Cirilium Dynamic Passive Portfolio Class R Acc



Benchmark

Benchmark	No Benchmark
Benchmark Category	-
IA Sector	Unclassified

Identification Codes

Sedol Code	B909QP6
Mex Code	9HVSCX
Isin Code	GB00B909QP60
Citi Code	I71D

Fund Overview

Mid (05/06/2025)	268.31p
Historic yield	1.90%
Fund size (30/04/2025)	£1100.56m
Number of holdings	17524
Ongoing Charges	0.36%
Launch date	08/02/2013

Fund Charges

Entry Charge	0.00%
Ongoing Charges	0.36%

Fund Background

Valuation frequency	Daily
Valuation point	12:00
Fund type	ICVC
Launch price	£1.00
Fund currency	Pound Sterling
Fund domicile	United Kingdom
ISA allowable	Yes
SIPP allowable	Yes

Dealing

Minimum Investment	£15000000
Minimum Top Up	£1000000
Minimum Regular Saving	-
Settlement Period: Buy	4 days
Settlement Period: Sell	4 days
Pricing Basis	Forward
Dealing Decimals	3

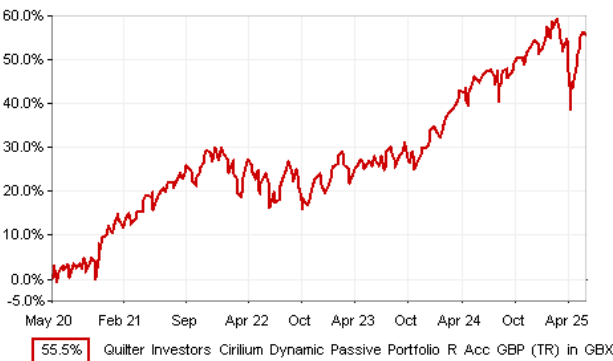
Distribution Dates

Ex dividend date(s)	Income payment date(s)
31 October	31 December

Aims

To achieve capital growth over a period of five years or more through investment in markets both in the UK and overseas. The portfolio is broadly diversified across asset classes, with exposure to equities between 50-90% and with volatility of between 12 and 16%.*The volatility range is a target, based on long term actuarial assumptions and the fund is managed to stay within this range most of the time. The volatility range is regularly reviewed and may change from time to time due to changes in these assumptions.

Performance




Discrete performance - to last month end

	31/05/20 to 31/05/21	31/05/21 to 31/05/22	31/05/22 to 31/05/23	31/05/23 to 31/05/24	31/05/24 to 31/05/25
Fund	18.8%	4.4%	1.9%	14.1%	7.8%

Annualised performance

	3 Years to 31/05/25	5 Years to 31/05/25	10 Years to 31/05/25
Fund	7.8%	9.2%	8.0%

Fund Managers



Name: Quilter Investors Limited
Manager for: 5 years, 1 months

Group Details

Group name	Quilter Investors Funds Multi Asset (Onshore)
Group address	Quilter Investors Senator House, 85 Queen Victoria Street, London, EC4V 4AB
Group telephone	020 7332 7664
Dealing telephone	-
Email	-
Homepage	www.quilterinvestors.com
Fax number	-

Important Information

- Source of portfolio data: Broadridge. Source of performance data: FE fundinfo. We can't predict the future. Past performance isn't a guide to future performance. The figures shown are intended only to demonstrate performance history of the fund, after allowing for the impact of ongoing charges, but take no account of product charges. Ongoing charges may vary in the future and may be higher than they are now. Fund performance is based upon the movement of the daily price and is shown as total return in GBP with income reinvested. The value of your investment can go down as well as up so you might get back less than you put in.
- This factsheet is for information purposes only. If there is information or terminology included that you would like to discuss, then please contact an adviser. Investors should refer to their policy documentation and supporting brochures for fund availability, investment strategy, any product information and charges. Every care has been taken in populating this output, however it must be appreciated that neither Broadridge, Prudential nor their sources guarantee the accuracy, adequacy or completeness of this information or make any warranties regarding results from its usage.

Quilter Investors Multi Asset (Onshore) Quilter Investors Cirilium Dynamic Passive
Portfolio Class R Acc



Portfolio data accurate as at: 30/04/25

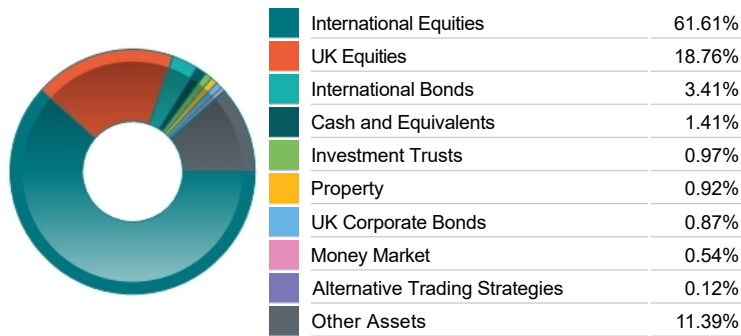
Top 10 Fund Holdings

Name	% Weight	Sector	Country
1 BlackRock iShares North American Equity Index Class L	32.04%	Managed Funds	Managed Funds
2 BlackRock iShares UK Equity Index Class L	20.70%	Managed Funds	Managed Funds
3 BlackRock iShares Continental European Equity Index Class L	14.03%	Managed Funds	Managed Funds
4 Amundi ETF Amundi MSCI Emerging Markets II UCITS ETF Dist	10.93%	Managed Funds	Managed Funds
5 State Street Global Alternative Beta Fund I GBP Acc Hedged	3.38%	Managed Funds	Managed Funds
6 Goldman Sachs Absolute Return Tracker Portfolio Class I	3.35%	Managed Funds	Managed Funds
7 BlackRock iShares Japan Equity Index Class L	3.04%	Managed Funds	Managed Funds
8 HSBC ETF HSBC MSCI Pacific Ex-Japan UCITS ETF -	2.70%	Managed Funds	Managed Funds
9 Amundi ETF Amundi Index J.P. Morgan GBI Global Govies UCITS ETF DR GBP Hedged (D)	2.23%	Managed Funds	Managed Funds
10 Vanguard U.K Investment Grade Bond Index Institutional Plus	2.20%	Managed Funds	Managed Funds

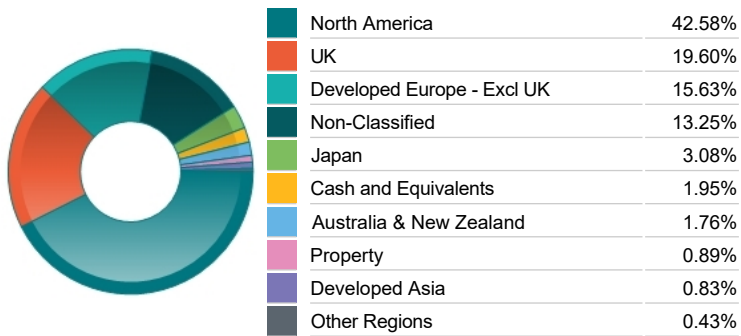
Top 10 Holdings

Name	% Weight	Sector	Country
1 NVIDIA CORPORATION	2.62%	Technology Hardware & Equipment	United States
2 APPLE	2.07%	Technology Hardware & Equipment	United States
3 AMAZON.COM	2.05%	Retailers	United States
4 MICROSOFT CORPORATION	1.75%	Software & Computer Services	United States
5 SHELL	1.43%	Non-Renewable Energy	United Kingdom
6 ASTRAZENECA	1.41%	Pharmaceuticals & Biotechnology	United Kingdom
7 HSBC HOLDINGS	1.30%	Banks	United Kingdom
8 TESLA	0.96%	Automobiles & Parts	United States
9 UNILEVER	0.94%	Personal Care, Drug & Grocery Stores	United Kingdom
10 META PLATFORMS	0.86%	Software & Computer Services	United States

Asset Allocation



Regional Allocation



Sector Breakdown

Technology	17.58%
Financials	15.25%
Non-Classified	11.59%
Industrials	10.76%
Consumer Discretionary	10.67%
Health Care	9.38%
Consumer Staples	5.73%
Other Sectors	19.06%

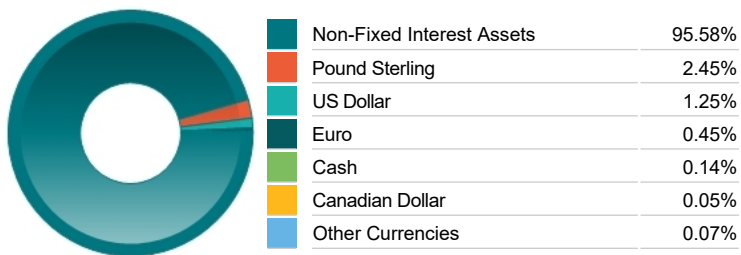
Top Country Breakdown

United States	41.23%
United Kingdom	19.63%
Non-Classified	13.24%
Japan	3.08%
Switzerland	2.89%
France	2.83%
Germany	2.74%
Other Countries	14.34%

Breakdown By Market Cap (%)

Mega	54.02%
Large	14.35%
Medium	5.32%
Small	0.71%
Micro	0.10%
Non-Classified	19.27%
Bonds	4.28%
Cash	1.95%

Fixed Interest Currencies



Important Information

- The Industry Classification Benchmark is a product of FTSE International Limited and has been licensed for use.
- "Prudential" is a trading name of The Prudential Assurance Company Limited, which is registered in England and Wales. Registered office at 10 Fenchurch Avenue, London EC3M 5AG. Registered number 15454. Authorised by the Prudential Regulation Authority and regulated by the Financial Conduct Authority and the Prudential Regulation Authority.