

Benchmark

Benchmark	IA £ Strategic Bond
Benchmark Category	-
IA Sector	£ Strategic Bond

Identification Codes

Sedol Code	BKPJTJ3
Mex Code	-
Isin Code	GB00BKPJTJ32
Citi Code	V5M2

Fund Overview

Mid (20/05/2025)	47.55p
Distribution yield	5.30%
Underlying yield	4.70%
Fund size (31/03/2025)	£837.06m
Number of holdings	314
Ongoing Charges	0.70%
Launch date	28/03/1979

Fund Charges

Entry Charge	0.00%
Ongoing Charges	0.70%

Fund Background

Valuation frequency	Daily
Valuation point	12:00
Fund type	Unit Trust
Launch price	£0.24
Fund currency	Pound Sterling
Fund domicile	United Kingdom
ISA allowable	Yes
SIPP allowable	Yes

Dealing

Minimum Investment	-
Minimum Top Up	-
Minimum Regular Saving	-
Settlement Period: Buy	4 days
Settlement Period: Sell	4 days
Pricing Basis	Forward
Dealing Decimals	-

Distribution Dates

Ex dividend date(s)	Income payment date(s)
01 January	31 January
01 February	28 February
02 March	31 March
01 April	30 April
01 May	31 May
01 May	30 June
01 July	31 July
01 August	31 August
02 September	30 September
01 October	31 October
01 November	30 November
01 December	31 December

Important Information

- Source of portfolio data: Broadridge. Source of performance data: FE fundinfo. We can't predict the future. Past performance isn't a guide to future performance. The figures shown are intended only to demonstrate performance history of the fund, after allowing for the impact of ongoing charges, but take no account of product charges. Ongoing charges may vary in the future and may be higher than they are now. Fund performance is based upon the movement of the daily price and is shown as total return in GBP with income reinvested. The value of your investment can go down as well as up so you might get back less than you put in.
- This factsheet is for information purposes only. If there is information or terminology included that you would like to discuss, then please contact an adviser. Investors should refer to their policy documentation and supporting brochures for fund availability, investment strategy, any product information and charges. Every care has been taken in populating this output, however it must be appreciated that neither Broadridge, Prudential nor their sources guarantee the accuracy, adequacy or completeness of this information or make any warranties regarding results from its usage.

Aims

To achieve a high yield. The Fund will invest principally in fixed interest securities including preference shares.

Performance



Discrete performance - to last month end

	30/04/20 to 30/04/21	30/04/21 to 30/04/22	30/04/22 to 30/04/23	30/04/23 to 30/04/24	30/04/24 to 30/04/25
Fund	n/a	-8.0%	-6.5%	1.4%	8.7%
Sector	9.0%	-4.8%	-3.5%	5.5%	6.7%
Rank	n/a	65/74	67/82	77/84	20/88
Quartile	n/a	4	4	4	1

Annualised performance

		Annualised		
		3 Years to 30/04/25	5 Years to 30/04/25	10 Years to 30/04/25
Fund		1.0%	n/a	n/a
Sector		2.8%	2.4%	2.6%
Rank		71/82	n/a	n/a
Quartile		4	n/a	n/a

Fund Managers



Name: Jenna Barnard
Manager for: 13 years, 10 months

Ratings

FE Crown




Group Details

Group name	Janus Henderson Investors
Group address	PO Box 9023 Chelmsford CM99 2WB
Group telephone	0800 832 832
Dealing telephone	0845 608 8703
Email	support@henderson.com
Homepage	www.henderson.com
Fax number	0870 888 3094

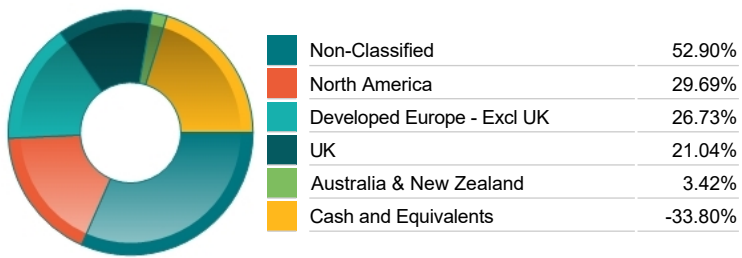
Top 10 Holdings

Name	% Weight	Sector	Country
1 EURO-BOBL FUTURE Jun25	7.34%	Non-Classified	Non-Classified
2 EURO-BUND FUTURE Jun25	4.44%	Non-Classified	Non-Classified
3 NATIONWIDE BUILDING SOCIETY	2.21%	Banks	United Kingdom
4 NEW ZEALAND GOVERNMENT BOND 3.5% 14Apr33 NZD REGS	2.20%	Bonds	New Zealand
5 ODIDO HOLDING BV 3.75% 15Jan29 EUR REGS	1.77%	Bonds	Netherlands
6 CO-OPERATIVE GROUP HOLDINGS 2011 LTD 7.5% 08Jul26 STEP CPN GBP REGS	1.36%	Bonds	United Kingdom
7 SCOTTISH WIDOWS LTD 7% 16Jun43 GBP REGS	1.31%	Bonds	United Kingdom
8 RAC BOND CO PLC 5.25% 04Nov27 GBP REGS	1.31%	Bonds	United Kingdom
9 BUPA FINANCE PLC 4.125% 14Jun35 GBP REGS	1.25%	Bonds	United Kingdom
10 GLP CAPITAL LP / GLP FINANCING II INC 4% 15Jan30 USD	1.25%	Bonds	United States

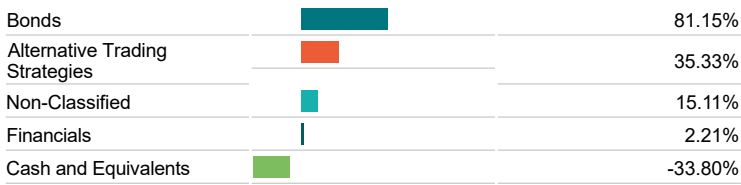
Asset Allocation



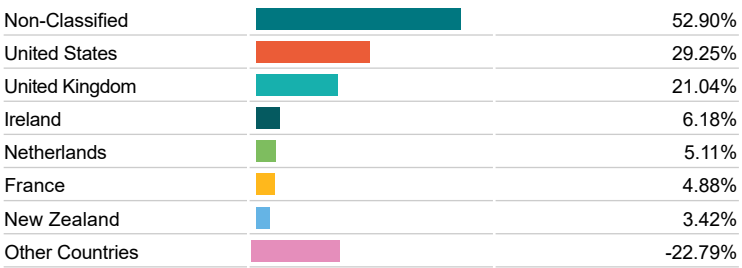
Regional Allocation



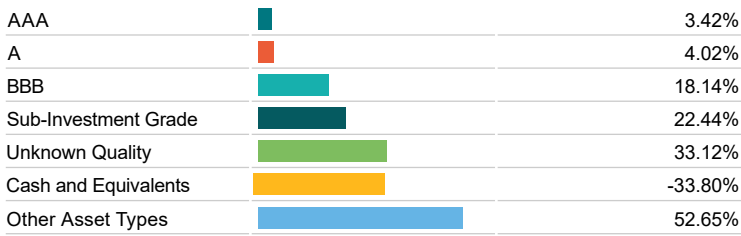
Bond Sector Breakdown



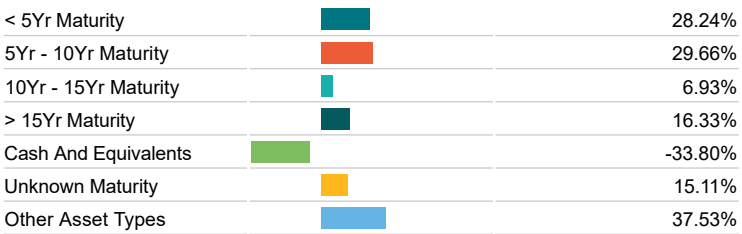
Top Country Breakdown



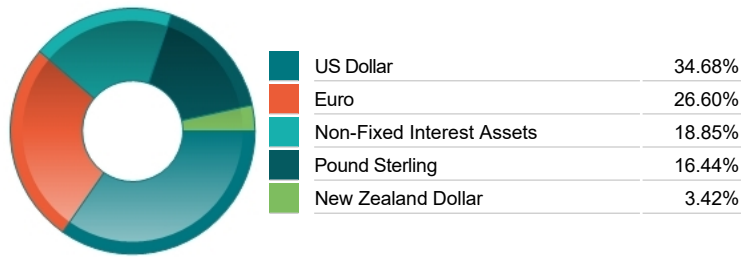
Fixed Interest Quality Profile



Fixed Interest Maturity Profile



Fixed Interest Currencies



Important Information

- The Industry Classification Benchmark is a product of FTSE International Limited and has been licensed for use.
- "Prudential" is a trading name of The Prudential Assurance Company Limited, which is registered in England and Wales. Registered office at 10 Fenchurch Avenue, London EC3M 5AG. Registered number 15454. Authorised by the Prudential Regulation Authority and regulated by the Financial Conduct Authority and the Prudential Regulation Authority.