

Benchmark

Benchmark	MSCI Emerging Markets (£)
Benchmark Category	-
IA Sector	Global Emerging Markets

Identification Codes

Sedol Code	BVRZK93
Mex Code	-
Isin Code	GB00BVRZK937
Citi Code	MKHI

Fund Overview

Mid (17/12/2025)	252.68p
Historic yield	0.80%
Fund size (30/09/2025)	£123.41m
Number of holdings	48
Ongoing Charges	0.92%
Launch date	27/07/2015

Fund Charges

Entry Charge	0.00%
Ongoing Charges	0.92%

Fund Background

Valuation frequency	Daily
Valuation point	12:00
Fund type	ICVC
Launch price	£1.00
Fund currency	Pound Sterling
Fund domicile	United Kingdom
ISA allowable	Yes
SIPP allowable	Yes

Dealing

Minimum Investment	£10000000
Minimum Top Up	£0
Minimum Regular Saving	-
Settlement Period: Buy	3 days
Settlement Period: Sell	3 days
Pricing Basis	Forward
Dealing Decimals	4

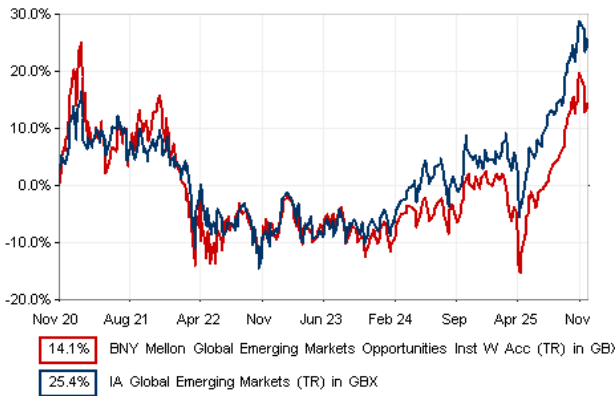
Distribution Dates

Ex dividend date(s)	Income payment date(s)
03 July	31 August

Aims

The investment objective of the Fund is to achieve long term capital growth.

Performance



Discrete performance - to last month end

	30/11/20 to 30/11/21	30/11/21 to 30/11/22	30/11/22 to 30/11/23	30/11/23 to 30/11/24	30/11/24 to 30/11/25
Fund	8.6%	-14.8%	-1.9%	8.8%	15.5%
Sector	4.9%	-10.9%	-0.5%	10.7%	21.8%
Rank	39/151	95/162	124/170	136/175	153/177
Quartile	2	3	3	4	4

Annualised performance

	3 Years to 30/11/25	5 Years to 30/11/25	10 Years to 30/11/25
Fund	7.2%	2.7%	9.8%
Sector	10.3%	4.6%	8.3%
Rank	157/170	109/151	21/105
Quartile	4	3	1

Fund Managers



Name: Aditya Shah Alex Khosla  
Manager for: 0 years, 3 months 0 years, 6 months

Ratings

FE Crown



Group Details

Group name	BNY Mellon Fund Management (Luxembourg) S.A.
Group address	BNY Mellon Asset Management International Limited The Bank of New York Mellon Centre 160 Queen Victoria Street London EC4V 4LA United Kingdom
Group telephone	0500 66 00 00
Dealing telephone	-
Email	-
Homepage	www.bnymellonam.com
Fax number	-

Important Information

- Source of portfolio data: Broadridge. Source of performance data: FE fundinfo. We can't predict the future. Past performance isn't a guide to future performance. The figures shown are intended only to demonstrate performance history of the fund, after allowing for the impact of ongoing charges, but take no account of product charges. Ongoing charges may vary in the future and may be higher than they are now. Fund performance is based upon the movement of the daily price and is shown as total return in GBP with income reinvested. The value of your investment can go down as well as up so you might get back less than you put in.
- This factsheet is for information purposes only. If there is information or terminology included that you would like to discuss, then please contact an adviser. Investors should refer to their policy documentation and supporting brochures for fund availability, investment strategy, any product information and charges. Every care has been taken in populating this output, however it must be appreciated that neither Broadridge, Prudential nor their sources guarantee the accuracy, adequacy or completeness of this information or make any warranties regarding results from its usage.

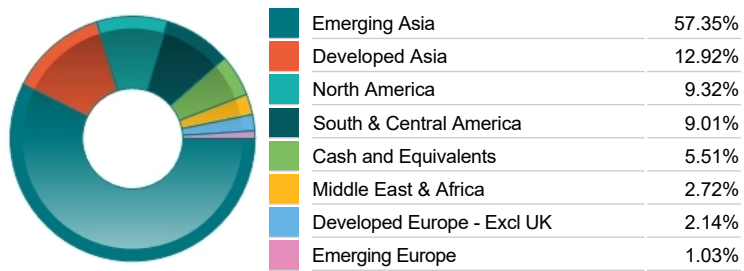
Top 10 Holdings

Name	% Weight	Sector	Country
1 TAIWAN SEMICONDUCTOR MANUFACTURING COMPANY LIMITED	9.55%	Technology Hardware & Equipment	Taiwan
2 TENCENT HOLDINGS LIMITED	6.35%	Software & Computer Services	Hong Kong
3 CONTEMPORARY AMPEREX TECHNOLOGY CO. LIMITED	5.33%	Electronic & Electrical Equipment	China
4 AIA GROUP LIMITED	3.67%	Life Insurance	Hong Kong
5 SK HYNIX	3.16%	Technology Hardware & Equipment	South Korea
6 ETERNAL LIMITED	3.00%	Software & Computer Services	India
7 SHOPRITE HOLDINGS	2.72%	Personal Care, Drug & Grocery Stores	South Africa
8 SAMSUNG ELECTRONICS CO. LTD	2.70%	Telecommunications Equipment	South Korea
9 SITC INTERNATIONAL HLDGS CO	2.54%	Industrial Transportation	Cayman Islands
10 MERCADOLIBRE	2.48%	Consumer Services	United States

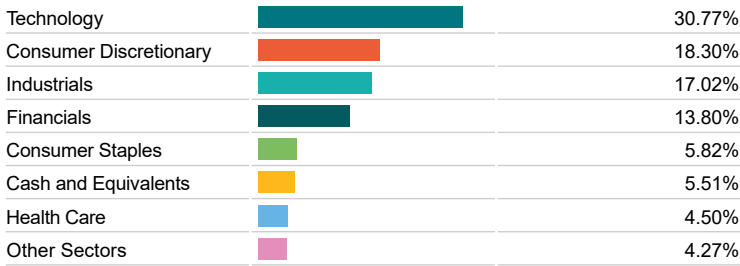
Asset Allocation



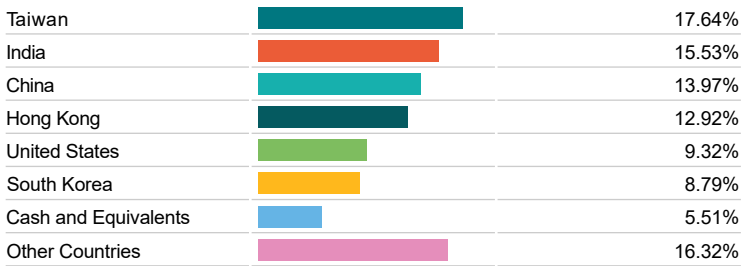
Regional Allocation



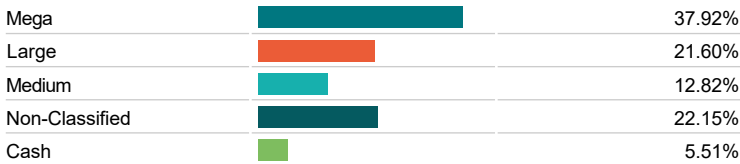
Equity Sector Breakdown



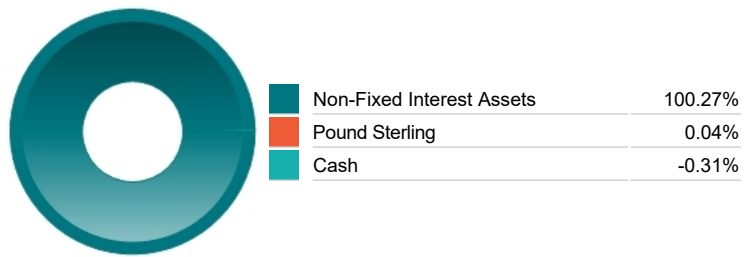
Top Country Breakdown



Breakdown By Market Cap (%)



Fixed Interest Currencies



Important Information

- The Industry Classification Benchmark is a product of FTSE International Limited and has been licensed for use.
- "Prudential" is a trading name of The Prudential Assurance Company Limited, which is registered in England and Wales. Registered office at 10 Fenchurch Avenue, London EC3M 5AG. Registered number 15454. Authorised by the Prudential Regulation Authority and regulated by the Financial Conduct Authority and the Prudential Regulation Authority.