

**Benchmark**

Benchmark	FTSE All Share (TR)
Sector	ABI UK All Companies

**Identification Codes**

Sedol Code	B10SRH6
Mex Code	PUAFRS
Isin Code	GB00B10SRH69
Citi Code	EP81

**Fund Overview**

Bid (16/04/2019)	184.90
Offer	n/a
Fund size (31/03/2019)	£6.02m
Underlying Fund size	£1780.71m
Number of holdings	55
Launch date	19/06/2006

**Fund Charges**

Base Annual Management Charge (AMC)	2.15%
Additional Charges	0.11%
<b>Total Charges</b>	<b>2.26%</b>

**Aims**

The investment strategy of the fund is to purchase units in the Axa Framlington UK Select Opportunities Fund. That fund aims to achieve capital growth by investing in companies, primarily of UK origin where the manager believes above average returns can be realised.

**Performance**



**Discrete performance - to last month end**

	31/03/14 to 31/03/15	31/03/15 to 31/03/16	31/03/16 to 31/03/17	31/03/17 to 31/03/18	31/03/18 to 31/03/19
Fund	2.6%	-1.4%	6.9%	1.8%	1.9%
Sector	5.4%	-2.7%	15.0%	1.5%	1.9%
Rank	428/525	187/535	514/536	216/548	328/550
Quartile	4	2	4	2	3

**Annualised performance**

	Annualised		
	3 Years to 31/03/19	5 Years to 31/03/19	10 Years to 31/03/19
Fund	3.5%	2.3%	10.2%
Sector	5.9%	4.0%	9.8%
Rank	443/536	431/525	183/468
Quartile	4	4	2

**Fund Managers**



Name: Chris St-John  
Manager of the underlying fund for: 0 years, 3 months

**Ratings**

FE Crown



**Important Information**

- Source of portfolio data: FundsLibrary. Source of performance data: Financial Express (FE). Please remember that past performance is not a reliable indicator of future performance. The figures shown are intended only to demonstrate performance history of the fund and take no account of product charges, or the Annual Management Charge for any available PruFund funds. The application of charges may impact the overall performance. Please also note that our charges may vary in the future and may be higher than they are now. Fund Performance is based upon the movement of the daily price and is shown as total return in GBP with net income reinvested. The value of your investment can go down as well as up and you may not get back the amount you put in.
- This factsheet is for information purposes only. If there is information or terminology included that you would like to discuss, then please contact an adviser. Investors should refer to their policy documentation and supporting brochures for fund availability, investment strategy, any product information and charges. Every care has been taken in populating this output, however it must be appreciated that neither FundsLibrary, Prudential nor their sources guarantee the accuracy, adequacy or completeness of this information or make any warranties regarding results from its usage.


**Top 10 Holdings**

Name	% Weight	Sector	Country
1 Royal Dutch Shell B	5.08%	Oil & Gas Producers	United Kingdom
2 BP	3.92%	Oil & Gas Producers	United Kingdom
3 London Stock Exchange Group	3.36%	Financial Services	United Kingdom
4 Experian	3.33%	Support Services	United Kingdom
5 Diageo	3.11%	Beverages	United Kingdom
6 Rentokil Initial	3.08%	Support Services	United Kingdom
7 GlaxoSmithKline	3.07%	Pharmaceuticals & Biotechnology	United Kingdom
8 Worldpay, Inc.	2.99%	Non-Classified	United States
9 Smith & Nephew	2.89%	Health Care Equipment & Services	United Kingdom
10 Breedon Group	2.74%	Construction & Materials	United Kingdom

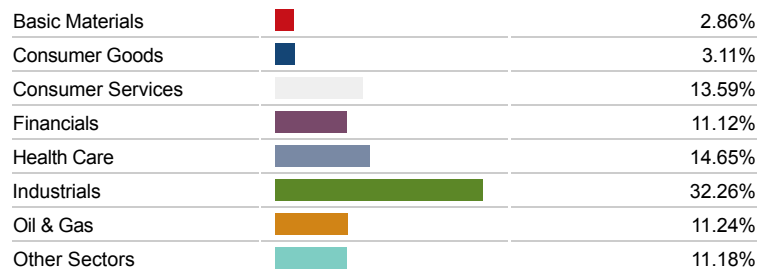
**Asset Allocation**



**Regional Allocation**



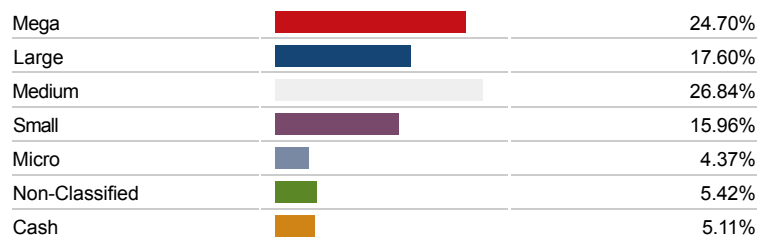
**Equity Sector Breakdown**




**Top Country Breakdown**



**Breakdown By Market Cap (%)**



**Fixed Interest Currencies**



**Important Information**

- The Industry Classification Benchmark is a product of FTSE International Limited and has been licensed for use.
- "Prudential" is a trading name of The Prudential Assurance Company Limited (PACL), which is registered in England and Wales. This name is also used by other companies within the Prudential Group. Registered office at 10 Fenchurch Avenue, London EC3M 5AG. Registered number 15454. Authorised by the Prudential Regulation Authority and regulated by the Financial Conduct Authority and the Prudential Regulation Authority.