

Benchmark

Benchmark	FTSE All-Share TR
Sector	ABI UK Equity Income

Identification Codes

Sedol Code	B3BW083
Mex Code	PUATMS
Isin Code	GB00B3BW0832
Citi Code	D9U7

Fund Overview

Bid (18/01/2019)	220.50
Offer (18/01/2019)	232.10
Fund size (31/12/2018)	£13.50m
Underlying Fund size	£5471.94m
Number of holdings	151
Launch date	20/10/2008

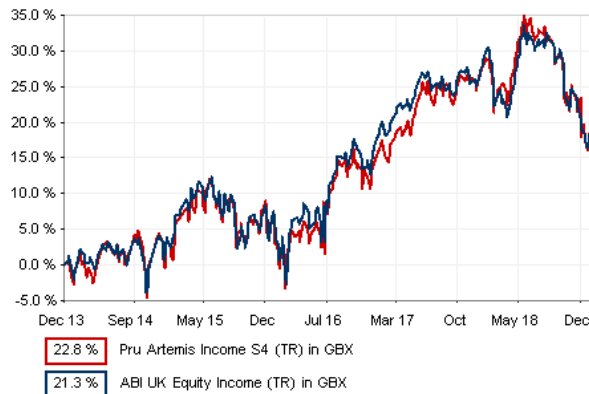
Fund Charges

Base Annual Management Charge (AMC)	1.85%
Additional Charges	0.04%
Total Charges	1.89%

Aims

The investment strategy of the fund is to purchase units in the Artemis Income Fund. That fund aims to achieve a rising income combined with capital growth from a portfolio primarily made up of investments in the United Kingdom. The Manager actively manages the portfolio in order to achieve the objective with exposure to ordinary shares, preference shares, convertibles and fixed interest securities.

Performance



Discrete performance - to last month end

	31/12/13 to 31/12/14	31/12/14 to 31/12/15	31/12/15 to 31/12/16	31/12/16 to 31/12/17	31/12/17 to 31/12/18
Fund	3.2%	3.8%	7.8%	10.7%	-8.1%
Sector	3.7%	3.5%	10.1%	8.8%	-8.6%
Rank	87/149	109/163	100/163	54/169	78/169
Quartile	3	3	3	2	2

Annualised performance

	Annualised		
	3 Years to 31/12/18	5 Years to 31/12/18	10 Years to 31/12/18
Fund	3.1%	3.3%	7.5%
Sector	3.1%	3.3%	7.8%
Rank	91/163	101/149	97/135
Quartile	3	3	3

Fund Managers



Name: Adrian Frost Andy Marsh
 Manager of the underlying fund for: 17 years 0 years, 11 months

Ratings

Morningstar Analyst Rating™




Important Information

- Source of portfolio data: FundsLibrary. Source of performance data: Financial Express (FE). Please remember that past performance is not a reliable indicator of future performance. The figures shown are intended only to demonstrate performance history of the fund and take no account of product charges, or the Annual Management Charge for any available PruFund funds.. The application of charges may impact the overall performance. Please also note that our charges may vary in the future and may be higher than they are now. Fund Performance is based upon the movement of the daily price and is shown as total return in GBP with net income reinvested. The value of your investment can go down as well as up and you may not get back the amount you put in.
- This factsheet is for information purposes only. If there is information or terminology included that you would like to discuss, then please contact an adviser. Investors should refer to their policy documentation and supporting brochures for fund availability, investment strategy, any product information and charges. Every care has been taken in populating this output, however it must be appreciated that neither FundsLibrary, Prudential nor their sources guarantee the accuracy, adequacy or completeness of this information or make any warranties regarding results from its usage.


Top 10 Holdings

Name	% Weight	Sector	Country
1 BP	5.03%	Oil & Gas Producers	United Kingdom
2 GlaxoSmithKline	4.57%	Pharmaceuticals & Biotechnology	United Kingdom
3 3i Group	4.21%	Financial Services	United Kingdom
4 Royal Dutch Shell B	4.09%	Oil & Gas Producers	United Kingdom
5 RELX	3.56%	Media	United Kingdom
6 Informa	3.28%	Media	United Kingdom
7 Aviva	3.20%	Life Insurance	United Kingdom
8 Imperial Brands	3.01%	Tobacco	United Kingdom
9 Legal & General Group	2.83%	Life Insurance	United Kingdom
10 Vodafone Group	2.68%	Mobile Telecommunications	United Kingdom

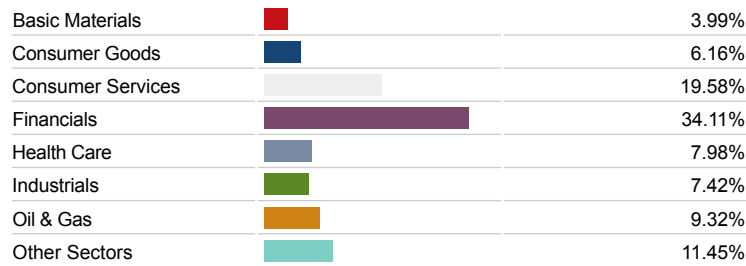
Asset Allocation



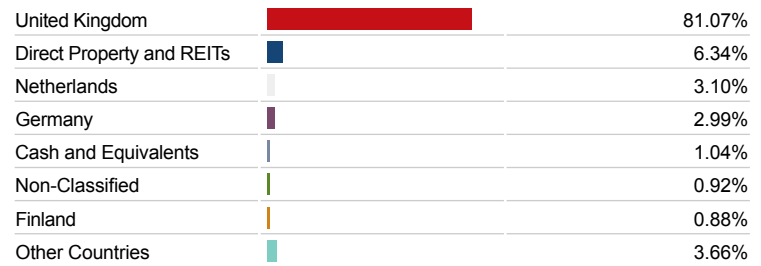
Regional Allocation



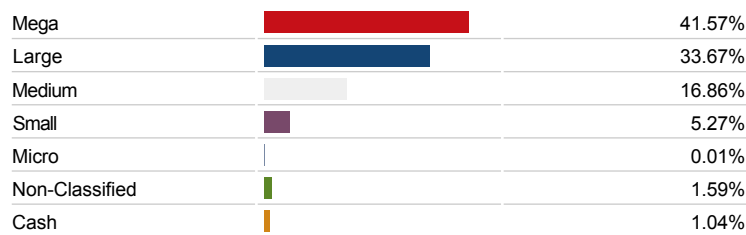
Equity Sector Breakdown




Top Country Breakdown



Breakdown By Market Cap (%)



Fixed Interest Currencies



Important Information

- The Industry Classification Benchmark is a product of FTSE International Limited and has been licensed for use
- "Prudential" is a trading name of The Prudential Assurance Company Limited, which is registered in England and Wales. This name is also used by other companies within the Prudential Group. Registered office at Laurence Pountney Hill, London EC4R 0HH. Registered number 15454. Authorised by the Prudential Regulation Authority and regulated by the Financial Conduct Authority and the Prudential Regulation Authority.