

Benchmark

Benchmark	IA Mixed Investment 20-60% Shares NR
Benchmark Category	-
IA Sector	Mixed Investment 20-60% Shares

Identification Codes

Sedol Code	B75F9Z6
Mex Code	PKMONT
Isin Code	GB00B75F9Z67
Citi Code	10ED

Fund Overview

Mid (11/02/2026)	175.03p
Historic yield	3.83%
Fund size (30/09/2025)	£1344.51m
Number of holdings	412
Ongoing Charges	0.84%
Launch date	21/05/2012

Fund Charges

Entry Charge	0.00%
Ongoing Charges	0.84%

Fund Background

Valuation frequency	Daily
Valuation point	12:00
Fund type	Unit Trust
Launch price	50.00p
Fund currency	Pound Sterling
Fund domicile	United Kingdom
ISA allowable	Yes
SIPP allowable	Yes

Dealing

Minimum Investment	£10000
Minimum Top Up	£250
Minimum Regular Saving	-
Settlement Period: Buy	4 days
Settlement Period: Sell	4 days
Pricing Basis	Forward
Dealing Decimals	-

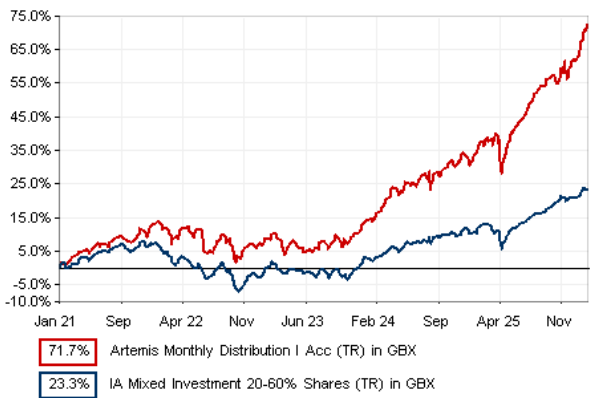
Distribution Dates

Ex dividend date(s)	Income payment date(s)
01 December	31 January
01 January	29 February
01 February	31 March
01 March	30 April
01 April	31 May
01 May	30 June
01 June	31 July
01 July	31 August
01 August	30 September
01 September	31 October
01 October	30 November
01 November	31 December

Aims

To generate monthly income, combined with some capital growth over a five year period.

Performance






Discrete performance - to last month end

	31/01/21 to 31/01/22	31/01/22 to 31/01/23	31/01/23 to 31/01/24	31/01/24 to 31/01/25	31/01/25 to 31/01/26
Fund	12.1%	-3.3%	6.7%	19.1%	24.6%
Sector	4.3%	-3.8%	3.2%	9.0%	9.2%
Rank	1/159	76/163	13/170	1/184	1/190
Quartile	1	2	1	1	1

Annualised performance

	3 Years to 31/01/26	5 Years to 31/01/26	10 Years to 31/01/26
Fund	16.5%	11.4%	9.1%
Sector	7.1%	4.3%	5.0%
Rank	1/170	1/159	1/111
Quartile	1	1	1

Fund Managers



Name:	Jacob de Tusch-Lec	James Davidson	David Ennett	Jack Holmes
Manager for:	13 years, 8 months	4 years, 5 months	3 years, 4 months	3 years, 4 months

Ratings

FE Crown



Group Details

Group name	Artemis Fund Managers Limited
Group address	Cassini House 57 St James's Street SW1A 1LD
Group telephone	0800 092 2051
Dealing telephone	0800 092 2090
Email	investorsupport@artemisfunds.com;
Homepage	w w w .artemisfunds.co.uk
Fax number	020 7399 6497

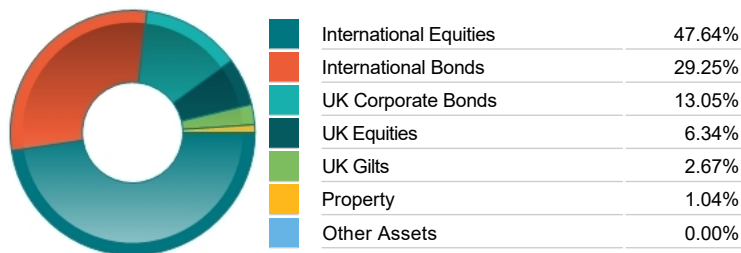
Important Information

- Source of portfolio data: Broadridge. Source of performance data: FE fundinfo. We can't predict the future. Past performance isn't a guide to future performance. The figures shown are intended only to demonstrate performance history of the fund, after allowing for the impact of ongoing charges, but take no account of product charges. Ongoing charges may vary in the future and may be higher than they are now. Fund performance is based upon the movement of the daily price and is shown as total return in GBP with income reinvested. The value of your investment can go down as well as up so you might get back less than you put in.
- This factsheet is for information purposes only. If there is information or terminology included that you would like to discuss, then please contact an adviser. Investors should refer to their policy documentation and supporting brochures for fund availability, investment strategy, any product information and charges. Every care has been taken in populating this output, however it must be appreciated that neither Broadridge, Prudential nor their sources guarantee the accuracy, adequacy or completeness of this information or make any warranties regarding results from its usage.

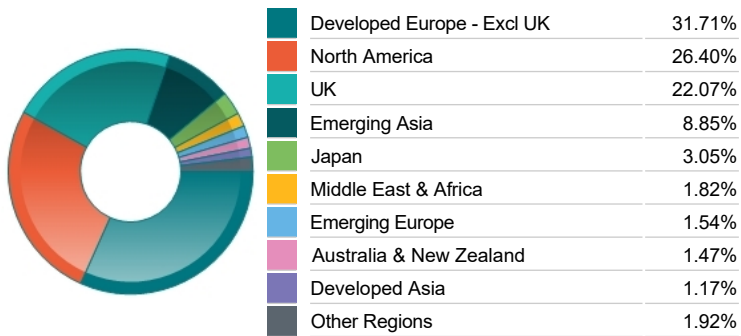
Top 10 Holdings

Name	% Weight	Sector	Country
1 BUNDESSCHATZANWEISUNGEN 1.7% 06/10/2027	3.68%	Bonds	Germany
2 KINROSS GOLD CORPORATION	2.85%	Precious Metals & Mining	Canada
3 1½% Treasury Gilt 2026	2.19%	Bonds	United Kingdom
4 BANCO BPM SOCIETA' PER AZIONI	1.86%	Banks	Italy
5 RHEINMETALL AG	1.84%	Aerospace & Defence	Germany
6 BUNDESREPUB. DEUTSCHLAND 2.6% 08/15/2034	1.62%	Bonds	Germany
7 CITIGROUP	1.44%	Banks	United States
8 HESS MIDSTREAM LP	1.44%	Non-Renewable Energy	United States
9 STANDARD CHARTERED	1.35%	Banks	United Kingdom
10 VAR ENERGI ASA	1.34%	Non-Renewable Energy	Norway

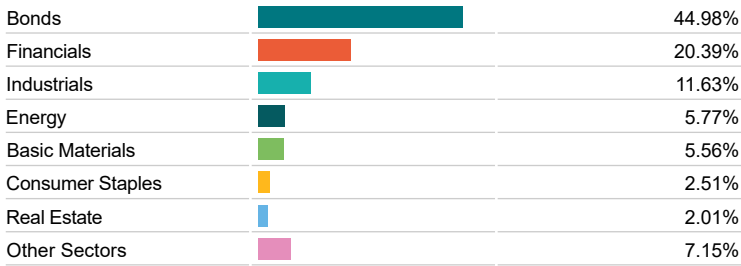
Asset Allocation



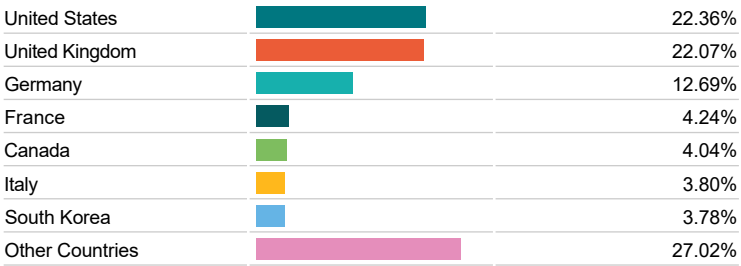
Regional Allocation



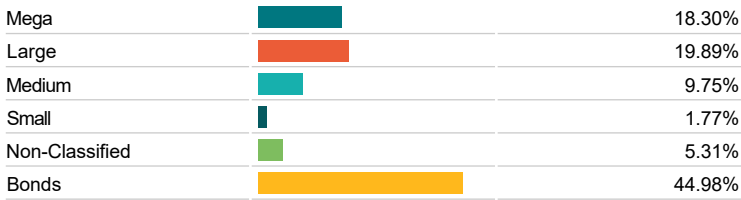
Bond Sector Breakdown



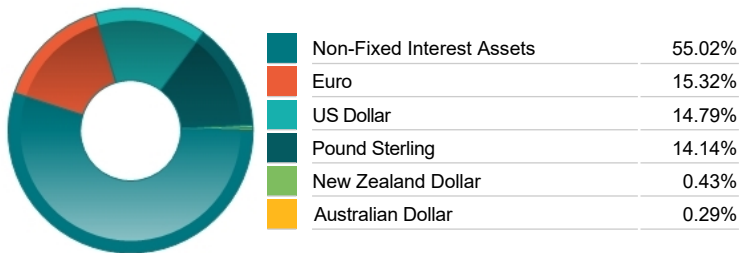
Top Country Breakdown



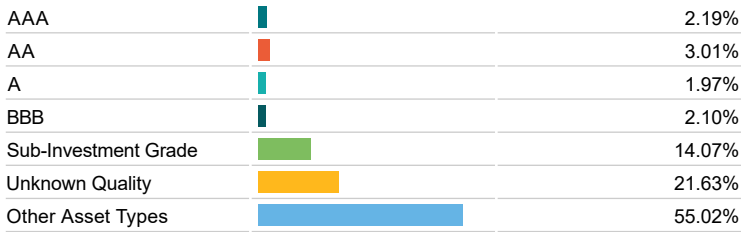
Breakdown By Market Cap (%)



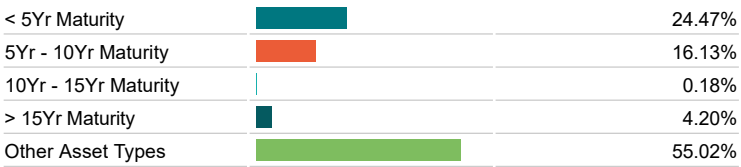
Fixed Interest Currencies



Fixed Interest Quality Profile



Fixed Interest Maturity Profile



Important Information

- The Industry Classification Benchmark is a product of FTSE International Limited and has been licensed for use.
- "Prudential" is a trading name of The Prudential Assurance Company Limited, which is registered in England and Wales. Registered office at 10 Fenchurch Avenue, London EC3M 5AG. Registered number 15454. Authorised by the Prudential Regulation Authority and regulated by the Financial Conduct Authority and the Prudential Regulation Authority.