

Benchmark

Benchmark	Topix 150
ABI Sector	Japan Equities

Identification Codes

Sedol Code	0715382
Mex Code	VNJUL
Isin Code	GB0007153827
Citi Code	VA37

Fund Overview

Bid (16/06/2025)	416.90
Offer (16/06/2025)	438.80
Fund size (30/04/2025)	£7.21m
Number of holdings	111
Launch date	06/04/1987

Fund Charges

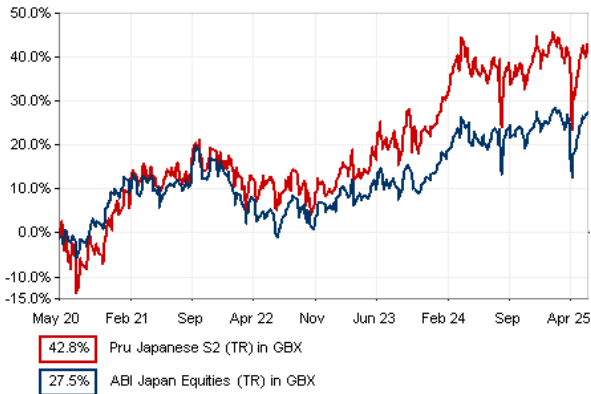
Annual Management Charge (AMC)	1.00%
Further Costs	0.05%
Yearly Total	1.05%

Aims

Objective: The investment strategy of the fund is to purchase units in the M&G (ACS) Japan Equity fund - the underlying fund.

Underlying Fund Objective: The fund aims to provide a higher total return (capital growth plus income), net of the Ongoing Charge Figure, than the S&P/Topix 150 Index over any three-year period.

Performance




Discrete performance - to last month end

	31/05/20 to 31/05/21	31/05/21 to 31/05/22	31/05/22 to 31/05/23	31/05/23 to 31/05/24	31/05/24 to 31/05/25
Fund	11.9%	-0.1%	4.4%	17.3%	4.3%
Sector	8.8%	-3.0%	4.2%	9.6%	5.8%
Rank	17/86	36/86	50/86	4/86	61/86
Quartile	1	2	3	1	3

Annualised performance

	Annualised		
	3 Years to 31/05/25	5 Years to 31/05/25	10 Years to 31/05/25
Fund	8.5%	7.4%	5.9%
Sector	6.5%	5.0%	5.7%
Rank	19/86	12/86	47/84
Quartile	1	1	3

Fund Managers



Name: Carl Vine  
Manager for: 4 years, 1 months

Ratings

FE Crown



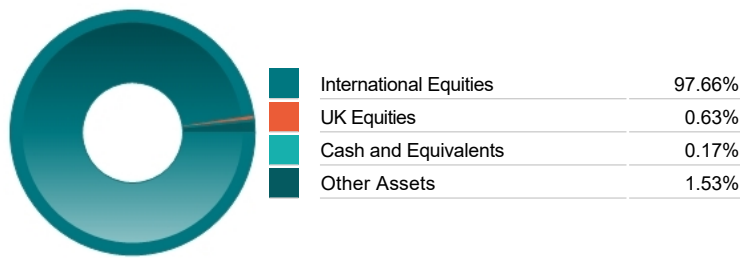
Important Information

- Because of changes in exchange rates the value of your investment, as well as any money you take from it, can go down as well as up.
- Some funds may invest in 'underlying' funds or other investment vehicles. The performance of our fund, compared to what it's invested in won't be exactly the same. That can be due to additional charges, cash management (needed to help people to enter and leave our fund when they want), tax and the timing of investments (this is known as a fund's dealing cycle, it varies between managers and can be several days).
- Source of portfolio data: Broadridge. Source of performance data: FE fundinfo. We can't predict the future. Past performance isn't a guide to future performance. The figures shown are intended only to demonstrate performance history of the fund, after allowing for the impact of fund charges and further costs, but take no account of product charges, or any Annual Management Charge paid for by the deduction of units. Charges and further costs may vary in the future and may be higher than they are now. Fund performance is based upon the movement of the daily price and is shown as total return in GBP with net income reinvested. The value of your investment can go down as well as up so you might get back less than you put in.
- This factsheet is for information purposes only. If there is information or terminology included that you would like to discuss, then please contact an adviser. Investors should refer to their policy documentation and supporting brochures for fund availability, investment strategy, any product information and charges. Every care has been taken in populating this output, however it must be appreciated that neither Broadridge, Prudential nor their sources guarantee the accuracy, adequacy or completeness of this information or make any warranties regarding results from its usage.

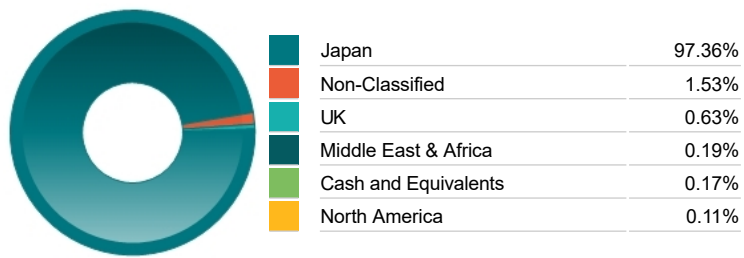
Top 10 Holdings

Name	% Weight	Sector	Country
1 TOYOTA MOTOR CORPORATION	6.88%	Automobiles & Parts	Japan
2 MITSUBISHI UFJ FINANCIAL GROUP	4.75%	Banks	Japan
3 SONY CORP	3.99%	Leisure Goods	Japan
4 HITACHI	3.69%	General Industrials	Japan
5 MITSUI & CO.	3.43%	Industrial Support Services	Japan
6 NIPPON TELEGRAPH AND TELEPHONE CORPORATION	2.62%	Telecommunications Service Providers	Japan
7 SEVEN & I HOLDINGS CO.	2.57%	Personal Care, Drug & Grocery Stores	Japan
8 RECRUIT HOLDINGS CO.	2.44%	Industrial Support Services	Japan
9 TOYOTA INDUSTRIES CORPORATION	2.44%	Automobiles & Parts	Japan
10 EAST JAPAN RAILWAY COMPANY	2.43%	Industrial Transportation	Japan

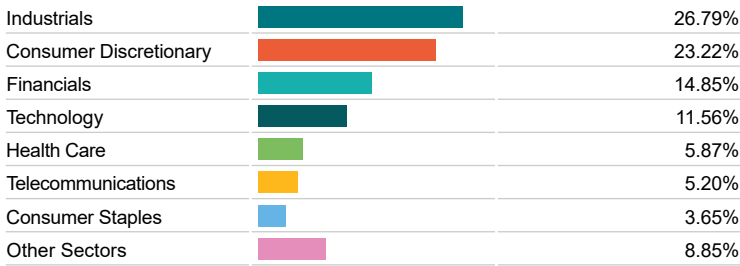
Asset Allocation




Regional Allocation



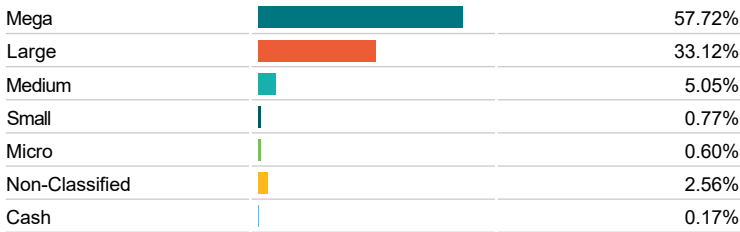
Equity Sector Breakdown



Top Country Breakdown



Breakdown By Market Cap (%)



Important Information

- Because of changes in exchange rates the value of your investment, as well as any money you take from it, can go down as well as up.
- The Industry Classification Benchmark is a product of FTSE International Limited and has been licensed for use.
- 'Prudential' is a trading name of The Prudential Assurance Company Limited, which is registered in England and Wales. Registered office at 10 Fenchurch Avenue, London EC3M 5AG. Registered number 15454. Authorised by the Prudential Regulation Authority and regulated by the Financial Conduct Authority and the Prudential Regulation Authority.