

**Benchmark**

Benchmark	Investment Association UK All Companies sector
Sector	ABI UK All Companies

**Identification Codes**

Sedol Code	B3BVZF2
Mex Code	PUAGNQ
Isin Code	GB00B3BVZF25
Citi Code	D9J9

**Fund Overview**

Bid (13/05/2021)	297.30
Offer (13/05/2021)	312.90
Fund size (30/03/2021)	£1.67m
Underlying Fund size	£586.44m
Number of holdings	68
Launch date	20/10/2008

**Fund Charges**

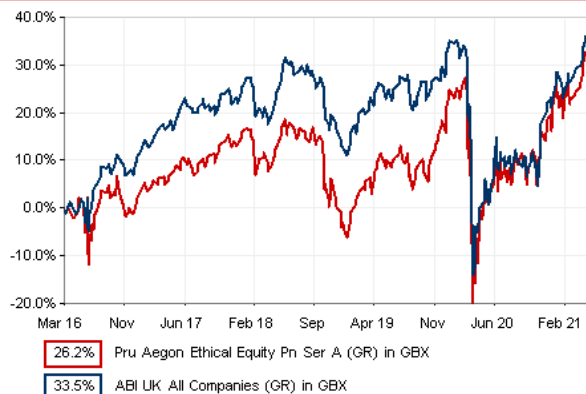
Annual Management Charge (AMC)	1.70%
Further Costs	0.00%
<b>Yearly Total</b>	<b>1.70%</b>

**Aims**

Objective: The investment strategy of the fund is to purchase units in the Aegon Ethical Equity Fund - the underlying fund.

Underlying Fund Objective: The fund aims to maximise total return by investment in equities and equity type securities in companies based in the UK, principally conducting business in the UK or listed on the UK stock market which meet the fund's predefined ethical criteria. The underlying Aegon fund will invest at least 80% in equities of companies which are listed, quoted or traded in UK markets or which have their headquarters or a significant part of their activities in the UK but which may also be quoted on a regulated market outside of the UK. The underlying Kames fund operates an ethical screen which means it may not invest in particular industries and sectors. In all cases, the investments of the underlying fund will meet its predefined ethical criteria.

**Performance**



**Discrete performance - to last month end**

	30/04/16 to 30/04/17	30/04/17 to 30/04/18	30/04/18 to 30/04/19	30/04/19 to 30/04/20	30/04/20 to 30/04/21
Fund	10.0%	4.5%	-1.9%	-5.9%	25.3%
Sector	17.7%	5.8%	0.7%	-16.0%	27.3%
Rank	697/712	549/726	561/728	53/744	372/751
Quartile	4	4	4	1	2

**Annualised performance**

	Annualised		
	3 Years to 30/04/21	5 Years to 30/04/21	10 Years to 30/04/21
Fund	5.0%	5.9%	7.2%
Sector	2.5%	6.0%	6.0%
Rank	183/728	418/712	169/613
Quartile	2	3	2

**Fund Managers**



Name: Audrey Ryan  
Manager of the underlying fund for: 22 years, 4 months

**Ratings**

Morningstar Analyst Rating™



FE Crown




**Important Information**

- Some funds may invest in 'underlying' funds or other investment vehicles. The performance of our fund, compared to what it's invested in won't be exactly the same. That can be due to additional charges, cash management (needed to help people to enter and leave our fund when they want), tax and the timing of investments (this is known as a fund's dealing cycle, it varies between managers and can be several days).
- Source of portfolio data: Broadridge. Source of performance data: FE fundinfo. We can't predict the future. Past performance isn't a guide to future performance. The figures shown are intended only to demonstrate performance history of the fund, after allowing for the impact of fund charges and further costs, but take no account of product charges, or any Annual Management Charge paid for by the deduction of units. Charges and further costs may vary in the future and may be higher than they are now. Fund performance is based upon the movement of the daily price and is shown as total return in GBP with gross income reinvested. The value of your investment can go down as well as up so you might get back less than you put in.
- This factsheet is for information purposes only. If there is information or terminology included that you would like to discuss, then please contact an adviser. Investors should refer to their policy documentation and supporting brochures for fund availability, investment strategy, any product information and charges. Every care has been taken in populating this output, however it must be appreciated that neither Broadridge, Prudential nor their sources guarantee the accuracy, adequacy or completeness of this information or make any warranties regarding results from its usage.


**Top 10 Holdings**

Name	% Weight	Sector	Country
1 GB GROUP	3.79%	Software & Computer Services	United Kingdom
2 RELX	3.76%	Media	United Kingdom
3 AVEVA GROUP	3.59%	Software & Computer Services	United Kingdom
4 DIPLOMA	3.50%	Industrial Support Services	United Kingdom
5 PRUDENTIAL	3.12%	Life Insurance	United Kingdom
6 GAMMA COMMUNICATIONS	2.88%	Telecommunications Service Providers	United Kingdom
7 SOFTCAT	2.74%	Software & Computer Services	United Kingdom
8 COCA-COLA HBC AG	2.68%	Beverages	Switzerland
9 FERGUSON	2.44%	Industrial Support Services	United Kingdom
10 GRAFTON GROUP	2.33%	Industrial Support Services	Ireland

**Asset Allocation**



**Regional Allocation**



**Equity Sector Breakdown**

Industrials	21.75%
Consumer Discretionary	21.71%
Technology	19.48%
Financials	19.19%
Real Estate	4.71%
Consumer Staples	4.20%
Telecommunications	3.64%
Other Sectors	5.32%

**Top Country Breakdown**

United Kingdom	86.48%
Direct Property and REITs	2.80%
Switzerland	2.68%
Ireland	2.33%
Non-Classified	1.75%
Germany	1.69%
Netherlands	1.50%
Cash and Equivalents	0.78%

**Breakdown By Market Cap (%)**

Mega	8.62%
Large	20.34%
Medium	29.67%
Small	10.62%
Non-Classified	29.98%
Cash	0.78%

**Important Information**

- The Industry Classification Benchmark is a product of FTSE International Limited and has been licensed for use.
- "Prudential" is a trading name of The Prudential Assurance Company Limited, which is registered in England and Wales. Registered office at 10 Fenchurch Avenue, London EC3M 5AG. Registered number 15454. Authorised by the Prudential Regulation Authority and regulated by the Financial Conduct Authority and the Prudential Regulation Authority.