

Benchmark

Benchmark	NONE - The performance of the Fund can be assessed by comparing its total return to funds with similar return and/or risk objectives. The IA (Investment Association) provides the median performance of funds with similar characteristics (IA sectors). The Fund is assigned to the Flexible Investment IA sector. Other providers also provide peer groups, based on asset allocation or historical volatility, of which the Fund may be assigned, these may be a useful guide to assess performance.	
	Benchmark Category	Comparator
	IA Sector	Flexible Investment

Identification Codes

Sedol Code	BYW8VG2
Mex Code	VMSEM
Isin Code	GB00BYW8VG25
Citi Code	NT3C

Fund Overview

Mid (07/08/2025)	191.70p
Historic yield	2.23%
Fund size (30/06/2025)	£909.36m
Number of holdings	7690
Ongoing Charges	0.31%
Launch date	18/04/2017

Fund Charges

Entry Charge	0.00%
Ongoing Charges	0.31%

Fund Background

Valuation frequency	Daily
Valuation point	12:00
Fund type	OEIC
Launch price	£1.00
Fund currency	Pound Sterling
Fund domicile	United Kingdom
ISA allowable	Yes
SIPP allowable	Yes

Dealing

Minimum Investment	£1000
Minimum Top Up	£25
Minimum Regular Saving	-
Settlement Period: Buy	3 days
Settlement Period: Sell	3 days
Pricing Basis	Forward
Dealing Decimals	3

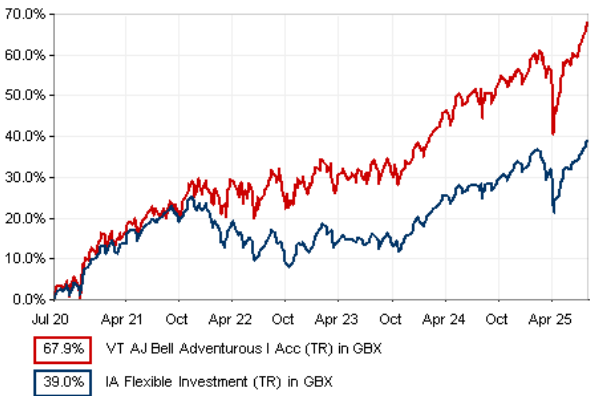
Distribution Dates

Ex dividend date(s)	Income payment date(s)
31 March	31 May
30 September	30 November

Aims

The investment objective of the VT AJ Bell Passive Adventurous is to achieve long-term capital growth with a high level of exposure to higher risk assets such as equities and a low level of exposure to lower risk assets such as cash and fixed income. The Fund will seek to achieve its objective by investing primarily in listed securities (ETFs, futures, fixed income securities, money market instruments and equities), but also, particularly in the early stages of the Fund's growth, in other collective investment schemes. The Fund will invest, wherever practically possible, in 'passive' investments, which are instruments and investment strategies that aim to track the performance of various financial indices. The Fund will not have any particular geographic, industry or economic sector focus and as such weightings in these may vary as required. The Fund may have exposure to emerging markets through its investments in e.g. collective investment schemes or futures. Derivatives (that is sophisticated investment instruments linked to the rise and fall of the price of other assets) are held only for efficient portfolio management purposes.

Performance



Discrete performance - to last month end

	31/07/20 to 31/07/21	31/07/21 to 31/07/22	31/07/22 to 31/07/23	31/07/23 to 31/07/24	31/07/24 to 31/07/25
Fund	19.9%	6.4%	5.3%	12.3%	11.4%
Sector	19.5%	-4.2%	1.9%	10.2%	8.3%
Rank	76/127	5/140	27/150	50/157	25/164
Quartile	3	1	1	2	1

Annualised performance

	Annualised		
	3 Years to 31/07/25	5 Years to 31/07/25	10 Years to 31/07/25
Fund	9.6%	10.9%	n/a
Sector	6.7%	6.8%	6.0%
Rank	19/150	7/127	n/a
Quartile	1	1	n/a

Fund Managers



Name: AJ Bell Investments LLP
Manager for: 8 years, 3 months

Ratings

FE Crown



Group Details

Group name	Valu-Trac
Group address	Valu-Trac Investment Management Limited Orton, Fochabers Moray Scotland IV32 7QE
Group telephone	01343 880217
Dealing telephone	-
Email	-
Homepage	www.valu-trac.com/index.php
Fax number	-

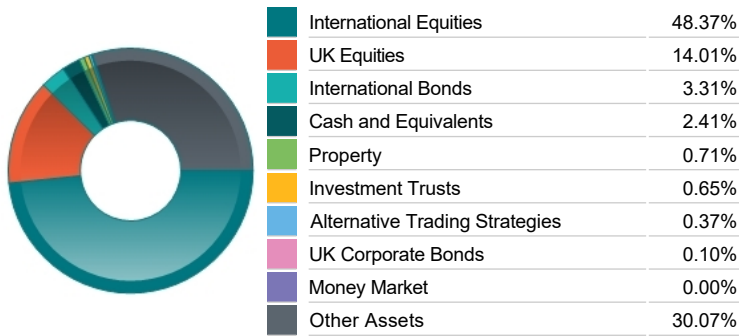
Top 10 Fund Holdings

Name	% Weight	Sector	Country
1 SPDR ETF SPDR S&P 500 UCITS ETF -	18.13%	Managed Funds	Managed Funds
2 Vanguard FTSE U.K. All Share Index Unit Trust Institutional Plus GBP	13.55%	Managed Funds	Managed Funds
3 Vanguard FTSE Developed Europe ex-U.K Equity Index Institutional Plus GBP	12.63%	Managed Funds	Managed Funds
4 Amundi ETF Amundi MSCI Emerging Ex China UCITS ETF Acc	10.13%	Managed Funds	Managed Funds
5 Amundi ETF Amundi Prime Japan UCITS ETF DR (D)	6.98%	Managed Funds	Managed Funds
6 iShares iShares IV plc MSCI EM ex-China UCITS ETF USD (Acc)	6.02%	Managed Funds	Managed Funds
7 Amundi ETF Amundi UK Equity All Cap UCITS ETF Dist	5.37%	Managed Funds	Managed Funds
8 Franklin Templeton Franklin FTSE China UCITS ETF	3.52%	Managed Funds	Managed Funds
9 XTrackers Xtrackers S&P Europe ex UK UCITS ETF 1D	3.33%	Managed Funds	Managed Funds
10 SSgA Global High Yield Constrained Index Class I Hedged	3.10%	Managed Funds	Managed Funds

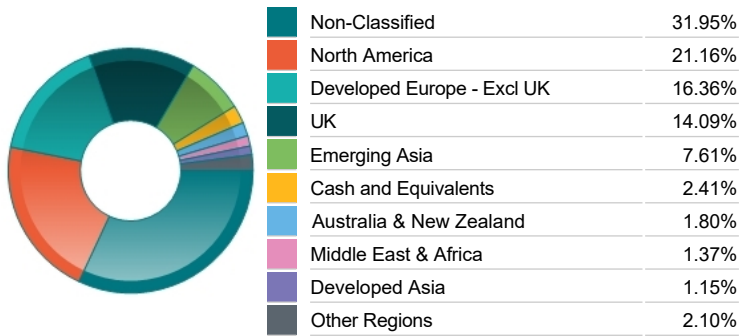
Top 10 Holdings

Name	% Weight	Sector	Country
1 MICROSOFT CORPORATION	1.24%	Software & Computer Services	United States
2 NVIDIA CORPORATION	1.20%	Technology Hardware & Equipment	United States
3 APPLE	1.10%	Technology Hardware & Equipment	United States
4 ASTRAZENECA	1.02%	Pharmaceuticals & Biotechnology	United Kingdom
5 HSBC HOLDINGS	0.95%	Banks	United Kingdom
6 SHELL	0.94%	Non-Renewable Energy	United Kingdom
7 TAIWAN SEMICONDUCTOR MANUFACTURING COMPANY LIMITED	0.81%	Technology Hardware & Equipment	Taiwan
8 UNILEVER	0.73%	Personal Care, Drug & Grocery Stores	United Kingdom
9 AMAZON.COM	0.70%	Retailers	United States
10 SAP SE	0.54%	Software & Computer Services	Germany

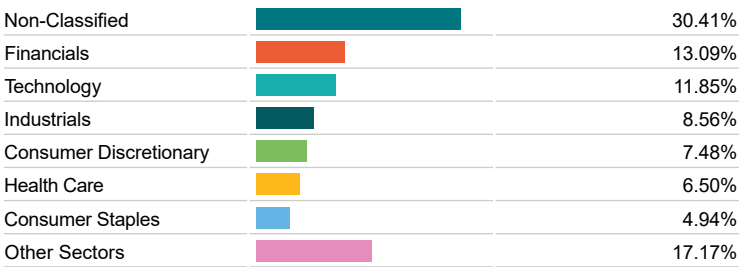
Asset Allocation



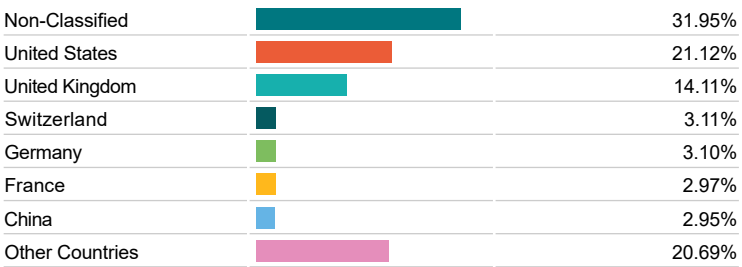
Regional Allocation



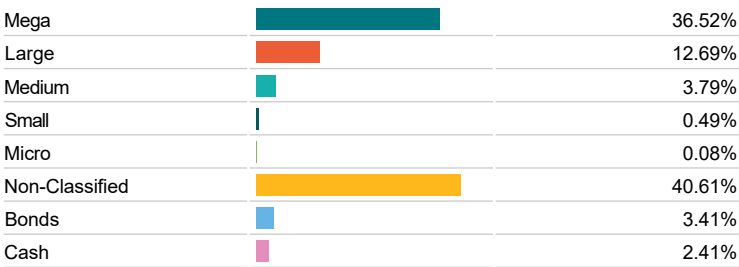
Sector Breakdown



Top Country Breakdown



Breakdown By Market Cap (%)



Fixed Interest Currencies

