

**Benchmark**

Benchmark IA Mixed Investment 40-85% Shares Sector  
Sector OI Mixed Investment 40-85% Shares

**Identification Codes**

Sedol Code	3283079
Mex Code	SBMGCB
Isin Code	IE0032830790
Citi Code	S779

**Fund Overview**

Bid (05/08/2022)	3.51
Offer (05/08/2022)	3.69
Fund size (30/06/2022)	£3.46m
Underlying Fund size	£784.67m
Number of holdings	4046
Launch date	09/04/2003

**Fund Charges**

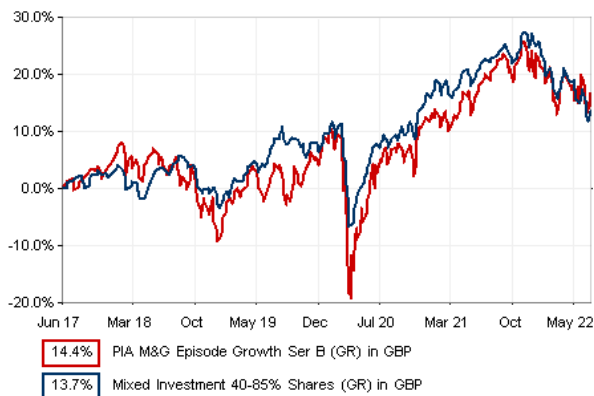
Annual Management Charge (AMC)	1.30%
Further Costs	0.00%
<b>Yearly Total</b>	<b>1.30%</b>

**Aims**

Objective: The investment strategy of the fund is to purchase units in the M&G Episode Growth Fund - the underlying fund.

Underlying Fund Objective: The fund aims to provide a higher total return (the combination of capital growth and income) net of the Ongoing Charge Figure, than the average return of the IA Mixed Investment 40-85% Shares Sector over any five-year period. It is a multi-asset fund that invests across a range of asset classes, including equities, fixed income securities, convertibles, cash and near cash. Exposure to these assets may be gained either directly or indirectly via collective investment schemes or derivatives. The fund may also invest indirectly via collective investment schemes or derivatives in other asset classes such as property and gold. The currency exposure of the fund will be actively managed, seeking to enhance returns, with a minimum of 25% of the fund exposed to sterling and a minimum of 50% in developed market currencies (including sterling). Derivatives may be used for investment purposes, efficient portfolio management and hedging.

**Performance**



**Discrete performance - to last month end**

	31/07/17 to 31/07/18	31/07/18 to 31/07/19	31/07/19 to 31/07/20	31/07/20 to 31/07/21	31/07/21 to 31/07/22
Fund	4.6%	-2.0%	0.7%	15.2%	-1.2%
Sector	4.0%	5.5%	-3.0%	14.2%	-4.5%
Rank	161/375	379/398	83/424	215/463	148/483
Quartile	2	4	1	2	2

**Annualised performance**

	Annualised		
	3 Years to 31/07/22	5 Years to 31/07/22	10 Years to 31/07/22
Fund	4.6%	3.2%	6.4%
Sector	1.9%	3.0%	5.4%
Rank	53/424	155/375	78/234
Quartile	1	2	2

**Fund Managers**



Name: Craig Simpson Eric Lonergan  
Manager of the underlying fund for: 2 years, 7 months 2 years, 7 months

**Ratings**

FE Crown



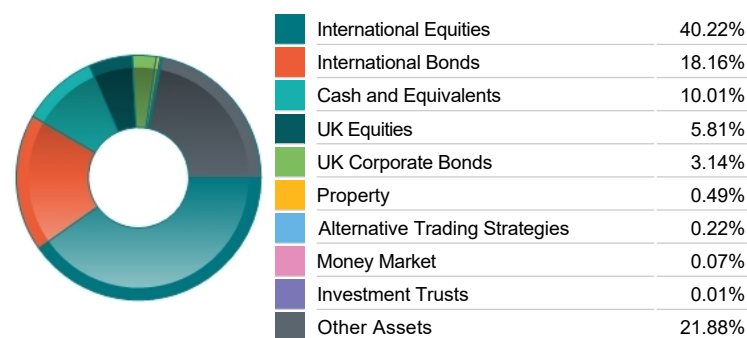
**Important Information**

- Because of changes in exchange rates the value of your investment, as well as any money you take from it, can go down as well as up.
- Some funds may invest in 'underlying' funds or other investment vehicles. The performance of our fund, compared to what it's invested in won't be exactly the same. That can be due to additional charges, cash management (needed to help people to enter and leave our fund when they want), tax and the timing of investments (this is known as a fund's dealing cycle, it varies between managers and can be several days).
- Source of portfolio data: Broadridge. Source of performance data: FE fundinfo. We can't predict the future. Past performance isn't a guide to future performance. The figures shown are intended only to demonstrate performance history of the fund, after allowing for the impact of fund charges and further costs, but take no account of product charges, or any Annual Management Charge paid for by the deduction of units. Charges and further costs may vary in the future and may be higher than they are now. Fund performance is based upon the movement of the daily price and is shown as total return in the fund's currency of denomination with gross income reinvested. The value of your investment can go down as well as up so you might get back less than you put in.
- This factsheet is for information purposes only. If there is information or terminology included that you would like to discuss, then please contact an adviser. Investors should refer to their policy documentation and supporting brochures for fund availability, investment strategy, any product information and charges. Every care has been taken in populating this output, however it must be appreciated that neither Broadridge, Prudential nor their sources guarantee the accuracy, adequacy or completeness of this information or make any warranties regarding results from its usage.

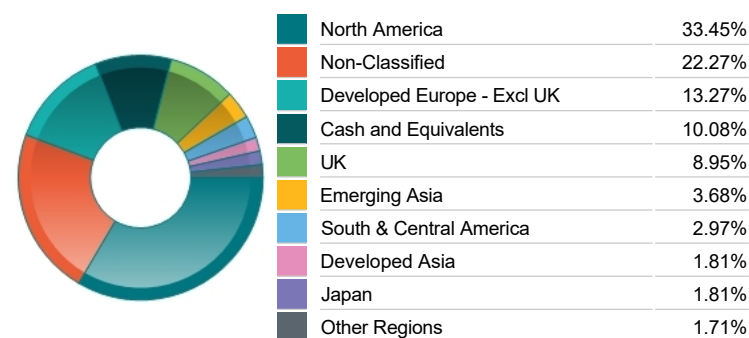
Top 10 Holdings

Name	% Weight	Sector	Country
1 UNITED STATES TREASURY 0% 11/08/2022	4.80%	Bonds	United States
2 UNITED STATES TREASURY 0% 18/08/2022	3.16%	Non-Classified	Non-Classified
3 CHILE (REPUBLIC OF) 4.7% 01/09/2030	2.89%	Bonds	Chile
4 UNITED KINGDOM (GOVERNMENT OF) 0% 18/07/2022	2.39%	Non-Classified	Non-Classified
5 APPLE INC	1.35%	Technology Hardware & Equipment	United States
6 MICROSOFT CORP	1.11%	Software & Computer Services	United States
7 AMAZON.COM	0.59%	Retailers	United States
8 NESTLE S.A.	0.51%	Food Producers	Switzerland
9 TENCENT HLDGS LTD	0.45%	Software & Computer Services	Hong Kong
10 ALPHABET INC	0.40%	Software & Computer Services	United States

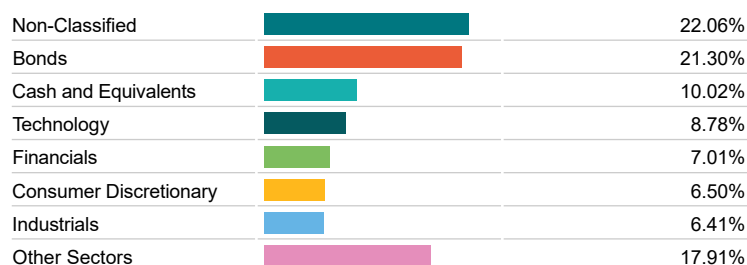
Asset Allocation



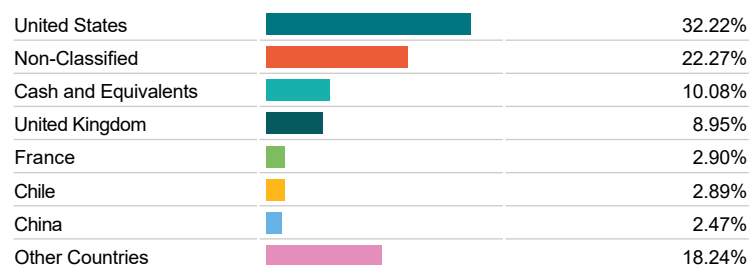
Regional Allocation



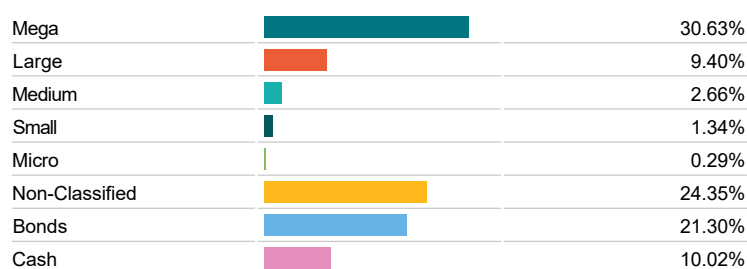
Bond Sector Breakdown



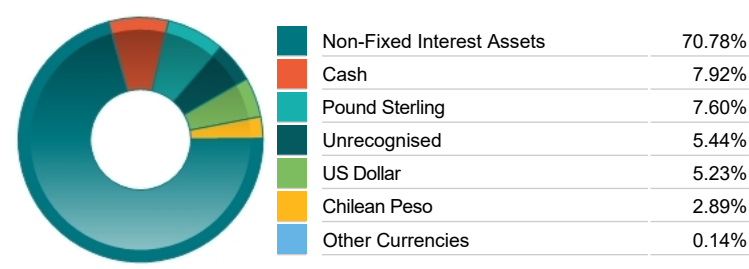
Top Country Breakdown




Breakdown By Market Cap (%)



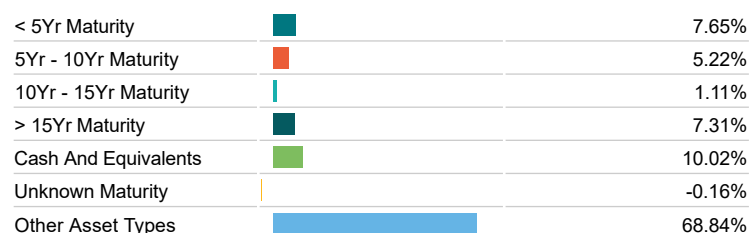
Fixed Interest Currencies



Fixed Interest Quality Profile



Fixed Interest Maturity Profile



Important Information

- Because of changes in exchange rates the value of your investment, as well as any money you take from it, can go down as well as up.
- The Investment Classification Benchmark is a product of FTSE International Limited and has been licensed for use.
- The registered office of Prudential International is in Ireland at Montague House, Adelaide Road, Dublin 2. Prudential International is a marketing name of Prudential International Assurance plc, a life assurance company operating from Ireland. Registration No. 209956. Prudential International Assurance plc is authorised and regulated by the Central Bank of Ireland and in the context of its UK regulated activities only, is deemed authorised by the Prudential Regulation Authority and subject to regulation by the Financial Conduct Authority and limited regulation by the Prudential Regulation Authority. Details of the Temporary Permissions Regime, which allows EEA-based firms to operate in the UK for a limited period while seeking full authorisation, are available on the Financial Conduct Authority's website. Prudential International is part of the same corporate group as The Prudential Assurance Company Limited. Both The Prudential Assurance Company Limited and Prudential International are direct and indirect subsidiaries respectively of M&G plc, a company incorporated in the United Kingdom. The Prudential Assurance Company Limited is not affiliated in any manner with Prudential Financial, Inc, a company whose principal place of business is in the United States of America or Prudential plc, an international group incorporated in the United Kingdom.