

Benchmark

Benchmark	None
Benchmark Category	-
IA Sector	Volatility Managed

Identification Codes

Sedol Code	BF99W06
Mex Code	IQOWG
Isin Code	GB00BF99W060
Citi Code	O8WQ

Fund Overview

Mid (24/05/2024)	72.08p
Historic yield	2.40%
Fund size (31/03/2024)	£1073.65m
Number of holdings	1273
Ongoing Charges	0.29%
Launch date	10/11/2017

Fund Charges

Entry Charge	0.00%
Ongoing Charges	0.29%

Fund Background

Valuation frequency	Daily
Valuation point	12:00
Fund type	OEIC
Launch price	£0.50
Fund currency	Pound Sterling
Fund domicile	United Kingdom
ISA allowable	Yes
SIPP allowable	Yes

Dealing

Minimum Investment	-
Minimum Top Up	-
Minimum Regular Saving	-
Settlement Period: Buy	4 days
Settlement Period: Sell	4 days
Pricing Basis	Forward
Dealing Decimals	2

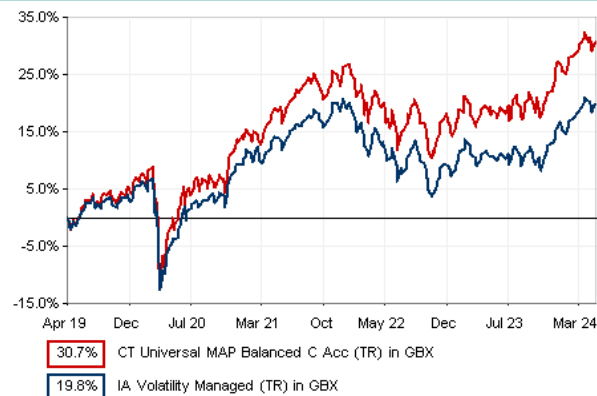
Distribution Dates

Ex dividend date(s)	Income payment date(s)
01 January	28 February

Aims

The Fund seeks to provide long term growth (combining capital and income) consistent with a balanced volatility level over the long term.

Performance



Discrete performance - to last month end

	30/04/19 to 30/04/20	30/04/20 to 30/04/21	30/04/21 to 30/04/22	30/04/22 to 30/04/23	30/04/23 to 30/04/24
Fund	0.1%	18.3%	1.4%	-0.9%	9.9%
Sector	-3.3%	17.7%	-0.6%	-2.0%	8.1%
Rank	23/132	75/153	47/190	52/196	70/212
Quartile	1	2	1	2	2

Annualised performance

	3 Years to 30/04/24	5 Years to 30/04/24	10 Years to 30/04/24
Fund	3.4%	5.5%	n/a
Sector	1.7%	3.7%	4.9%
Rank	43/190	24/132	n/a
Quartile	1	1	n/a

Fund Managers



Name: Paul Niven
 Manager for: 6 years, 6 months

Group Details

Group name	Columbia Threadneedle (ex BMO OEIC)
Group address	Cannon Place 78 Cannon Street London EC4N 6AG
Group telephone	0845 799 2299
Dealing telephone	-
Email	-
Homepage	www.columbiathreadneedle.com
Fax number	-

Important Information

- Source of portfolio data: Broadridge. Source of performance data: FE fundinfo. We can't predict the future. Past performance isn't a guide to future performance. The figures shown are intended only to demonstrate performance history of the fund, after allowing for the impact of ongoing charges, but take no account of product charges. Ongoing charges may vary in the future and may be higher than they are now. Fund performance is based upon the movement of the daily price and is shown as total return in GBP with income reinvested. The value of your investment can go down as well as up so you might get back less than you put in. This factsheet is for information purposes only. If there is information or terminology included that you would like to discuss, then please contact an adviser. Investors should refer to their policy documentation and supporting brochures for fund availability, investment strategy, any product information and charges. Every care has been taken in populating this output, however it must be appreciated that neither Broadridge, Prudential nor their sources guarantee the accuracy, adequacy or completeness of this information or make any warranties regarding results from its usage.

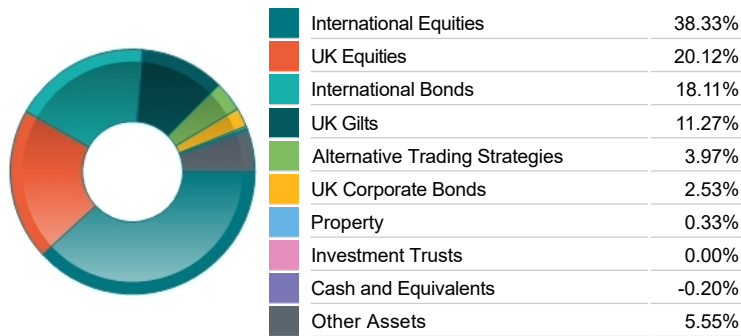
Top 10 Fund Holdings

Name	% Weight
1 Invesco Markets Plc Invesco US Treasury Bond 7-10 Year UCITS ETF -	3.01%
2 4% Treasury Gilt 2063	1.96%
3 SHELL	1.39%
4 3½% Treasury Gilt 2025	1.30%
5 MICROSOFT CORPORATION	1.24%
6 ASTRAZENECA	1.16%
7 APPLE	1.16%
8 iShares iShares plc Global Corp Bond UCITS ETF GBP Hedged (Dist)	0.88%
9 GSK	0.85%
10 NVIDIA CORP	0.82%

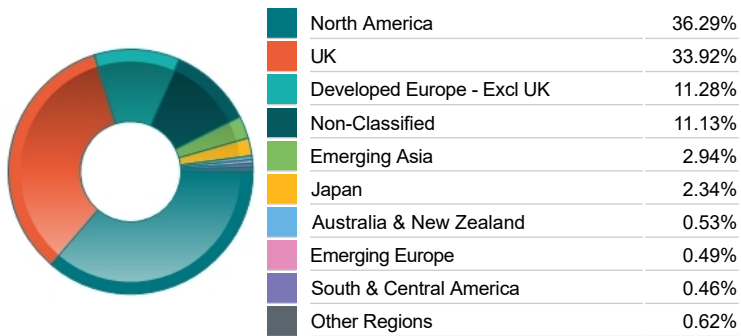
Top 10 Holdings

Name	% Weight
1 4% Treasury Gilt 2063	1.96%
2 SHELL	1.39%
3 3½% Treasury Gilt 2025	1.30%
4 MICROSOFT CORPORATION	1.24%
5 ASTRAZENECA	1.16%
6 APPLE	1.16%
7 GSK	0.85%
8 NVIDIA CORP	0.82%
9 ALPHABET INC	0.80%
10 UNILEVER	0.72%

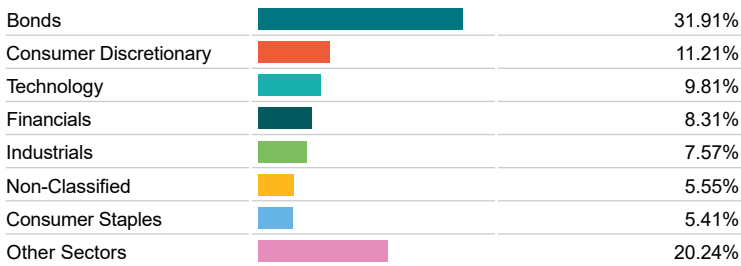
Asset Allocation



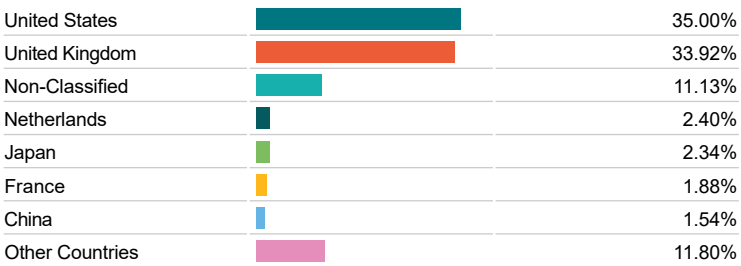
Regional Allocation



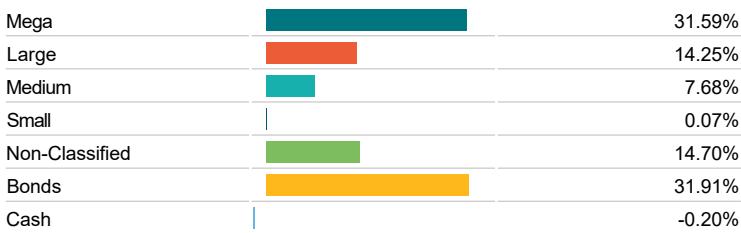
Sector Breakdown



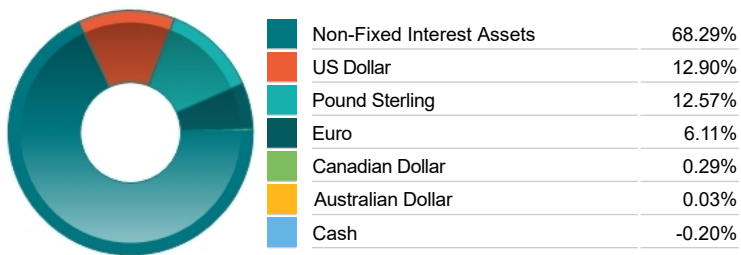
Top Country Breakdown



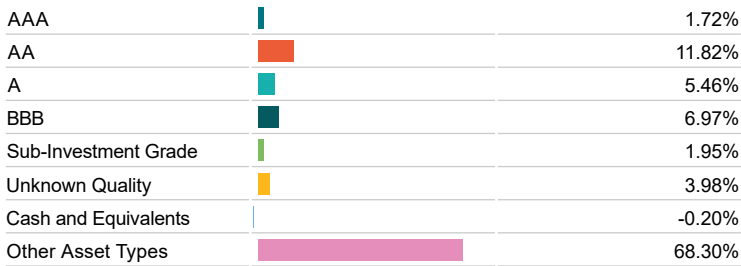
Breakdown By Market Cap (%)



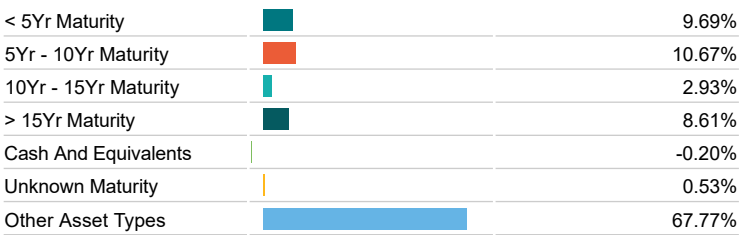
Fixed Interest Currencies



Fixed Interest Quality Profile



Fixed Interest Maturity Profile



Important Information

- The Industry Classification Benchmark is a product of FTSE International Limited and has been licensed for use. "Prudential" is a trading name of The Prudential Assurance Company Limited, which is registered in England and Wales. Registered office at 10 Fenchurch Avenue, London EC3M 5AG. Registered number 15454. Authorised by the Prudential Regulation Authority and regulated by the Financial Conduct Authority and the Prudential Regulation Authority.