

Benchmark

Benchmark	JP Morgan Global GBI TR
Sector	OI Global Fixed Interest

Identification Codes

Sedol Code	B0MSS18
Mex Code	SBMGBB
Isin Code	IE00B0MSS189
Citi Code	TJ71

Fund Overview

Bid (05/08/2022)	1.25
Offer (05/08/2022)	1.31
Fund size (30/06/2022)	\$0.33m
Underlying Fund size	£370.50m
Number of holdings	148
Launch date	28/10/2005

Fund Charges

Annual Management Charge (AMC)	1.45%
Further Costs	0.13%
Yearly Total	1.58%

Aims

Objective: The investment strategy of the fund is to purchase units in the BNY Mellon Global Bond Fund - the underlying fund.

Underlying Fund Objective: The fund aims to maximise total returns from income and capital growth. The fund invests in a portfolio of international, sovereign, government, agency, corporate, bank and asset backed debt and debt related securities and in derivatives. The fund is denominated in US dollars.

Performance



Discrete performance - to last month end

	31/07/17 to 31/07/18	31/07/18 to 31/07/19	31/07/19 to 31/07/20	31/07/20 to 31/07/21	31/07/21 to 31/07/22
Fund	-1.2%	4.7%	8.8%	-2.8%	-16.1%
Sector	-1.7%	3.6%	5.4%	1.4%	-16.3%
Rank	146/344	168/382	105/392	366/421	222/428
Quartile	2	2	2	4	3

Annualised performance

	Annualised		
	3 Years to 31/07/22	5 Years to 31/07/22	10 Years to 31/07/22
Fund	-3.9%	-1.7%	-1.4%
Sector	-3.6%	-1.8%	-0.5%
Rank	198/392	156/344	162/235
Quartile	3	2	3

Fund Managers



Name: Paul Brain
Manager of the underlying fund for: 13 years, 7 months

Ratings

FE Crown



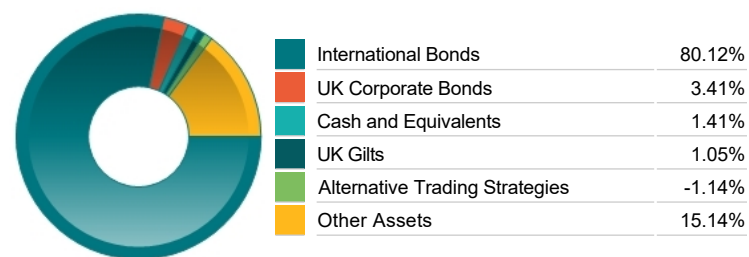
Important Information

- Because of changes in exchange rates the value of your investment, as well as any money you take from it, can go down as well as up.
- Some funds may invest in 'underlying' funds or other investment vehicles. The performance of our fund, compared to what it's invested in won't be exactly the same. That can be due to additional charges, cash management (needed to help people to enter and leave our fund when they want), tax and the timing of investments (this is known as a fund's dealing cycle, it varies between managers and can be several days).
- Source of portfolio data: Broadridge. Source of performance data: FE fundinfo. We can't predict the future. Past performance isn't a guide to future performance. The figures shown are intended only to demonstrate performance history of the fund, after allowing for the impact of fund charges and further costs, but take no account of product charges, or any Annual Management Charge paid for by the deduction of units. Charges and further costs may vary in the future and may be higher than they are now. Fund performance is based upon the movement of the daily price and is shown as total return in the fund's currency of denomination with gross income reinvested. The value of your investment can go down as well as up so you might get back less than you put in.
- This factsheet is for information purposes only. If there is information or terminology included that you would like to discuss, then please contact an adviser. Investors should refer to their policy documentation and supporting brochures for fund availability, investment strategy, any product information and charges. Every care has been taken in populating this output, however it must be appreciated that neither Broadridge, Prudential nor their sources guarantee the accuracy, adequacy or completeness of this information or make any warranties regarding results from its usage.

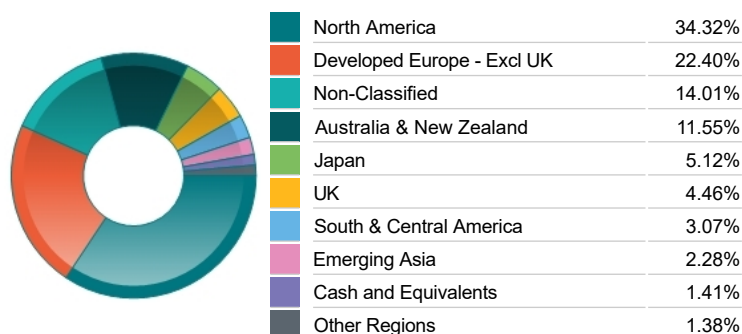
Top 10 Holdings

Name	% Weight	Sector	Country
1 CURRENCY CONTRACT - JPY	14.77%	Non-Classified	Non-Classified
2 US TR FRN 01/31/24	5.29%	Non-Classified	Non-Classified
3 US TS 1.125% 01/15/25	4.66%	Non-Classified	Non-Classified
4 US TS 2.375% 05/15/29	4.58%	Bonds	United States
5 US TS 2.875% 05/15/43	3.36%	Bonds	United States
6 DENMAR 0.5% 11/15/29	3.18%	Bonds	Denmark
7 JAPAN 0.5% 09/20/46	3.11%	Bonds	Japan
8 US TSY 3% 11/15/45	3.02%	Bonds	United States
9 CAN HS 2.35% 09/15/23	2.50%	Bonds	Canada
10 AUSTRA 0.5% 09/21/26	2.46%	Bonds	Australia


Asset Allocation



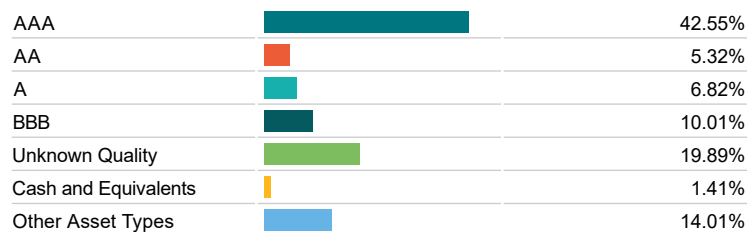
Regional Allocation



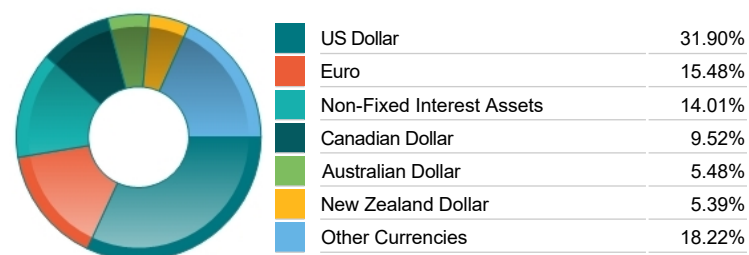
Bond Sector Breakdown



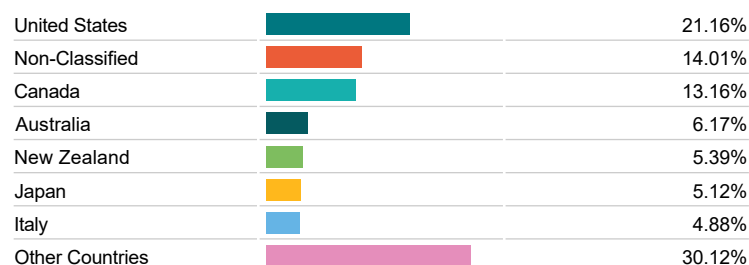
Fixed Interest Quality Profile



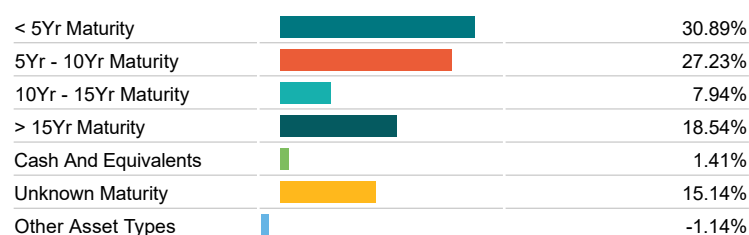
Fixed Interest Currencies



Top Country Breakdown



Fixed Interest Maturity Profile



Important Information

- Because of changes in exchange rates the value of your investment, as well as any money you take from it, can go down as well as up.
- The Industry Classification Benchmark is a product of FTSE International Limited and has been licensed for use.
- The registered office of Prudential International is in Ireland at Montague House, Adelaide Road, Dublin 2. Prudential International is a marketing name of Prudential International Assurance plc, a life assurance company operating from Ireland. Registration No. 209956. Prudential International Assurance plc is authorised and regulated by the Central Bank of Ireland and in the context of its UK regulated activities only, is deemed authorised by the Prudential Regulation Authority and subject to regulation by the Financial Conduct Authority and limited regulation by the Prudential Regulation Authority. Details of the Temporary Permissions Regime, which allows EEA-based firms to operate in the UK for a limited period while seeking full authorisation, are available on the Financial Conduct Authority's website. Prudential International is part of the same corporate group as The Prudential Assurance Company Limited. Both The Prudential Assurance Company Limited and Prudential International are direct and indirect subsidiaries respectively of M&G plc, a company incorporated in the United Kingdom. The Prudential Assurance Company Limited is not affiliated in any manner with Prudential Financial, Inc, a company whose principal place of business is in the United States of America or Prudential plc, an international group incorporated in the United Kingdom.