

Benchmark

Benchmark	IA Flexible Investment sector
Benchmark Category	Comparator

Identification Codes

Sedol Code	BN0W1W5
Mex Code	-
Isin Code	GB00BN0W1W52
Citi Code	DK8B

Fund Overview

Mid (22/11/2024)	106.71p
Historic yield	2.95%
Fund size (31/05/2024)	£25.81m
Number of holdings	132
Ongoing Charges	0.63%
Launch date	-

Fund Charges

Entry Charge	0.00%
Ongoing Charges	0.63%

Fund Background

Valuation frequency	Daily
Valuation point	-
Fund type	OEIC
Launch price	-
Fund currency	Pound Sterling
Fund domicile	-
ISA allowable	Yes
SIPP allowable	Yes

Dealing

Minimum Investment	-
Minimum Top Up	-
Minimum Regular Saving	-
Settlement Period: Buy	3 days
Settlement Period: Sell	3 days
Pricing Basis	Forward
Dealing Decimals	-

Aims

TBC

Performance

No data available! Please enter a valid code!

Fund Managers



Name: Maria Municchi
Manager for: 4 years, 8 months

Group Details

Group name	M&G Investments
Group address	10 Fenchurch Avenue London EC3M 5AG United Kingdom
Group telephone	0800 390 390
Dealing telephone	0800 328 3196
Email	info@mandg.co.uk
Homepage	www.mandg.co.uk
Fax number	-

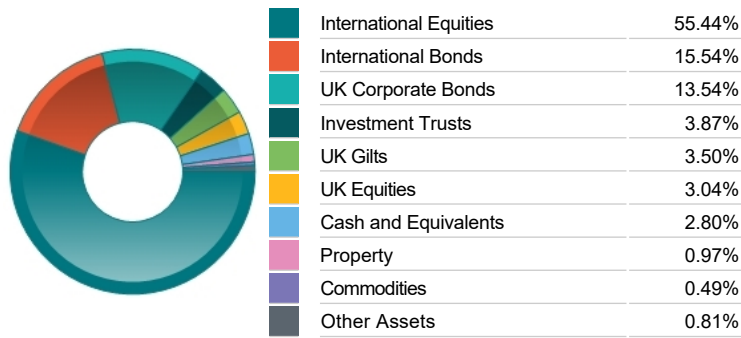
Important Information

- Source of portfolio data: Broadridge. Source of performance data: FE fundinfo. We can't predict the future. Past performance isn't a guide to future performance. The figures shown are intended only to demonstrate performance history of the fund, after allowing for the impact of ongoing charges, but take no account of product charges. Ongoing charges may vary in the future and may be higher than they are now. Fund performance is based upon the movement of the daily price and is shown as total return in GBP with income reinvested. The value of your investment can go down as well as up so you might get back less than you put in.
- This factsheet is for information purposes only. If there is information or terminology included that you would like to discuss, then please contact an adviser. Investors should refer to their policy documentation and supporting brochures for fund availability, investment strategy, any product information and charges. Every care has been taken in populating this output, however it must be appreciated that neither Broadridge, Prudential nor their sources guarantee the accuracy, adequacy or completeness of this information or make any warranties regarding results from its usage.

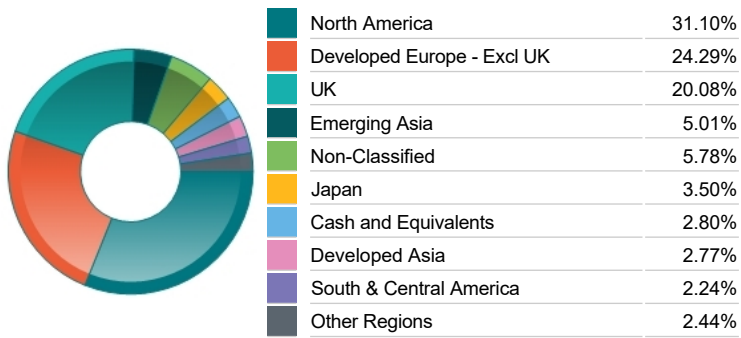
Top 10 Holdings

Name	% Weight	Sector	Country
1 cash	3.20%	Bonds	United Kingdom
2 cash	3.06%	Bonds	United Kingdom
3 cash	2.53%	Bonds	United Kingdom
4 7/8% Green Gilt 2033	2.40%	Bonds	United Kingdom
5 cash	2.03%	Bonds	United Kingdom
6 TELEFONICA SA	1.49%	Telecommunications Service Providers	Spain
7 EUROPEAN INVESTMENT BANK 3.75% 14/02/2033	1.46%	Bonds	Luxembourg
8 Greencoat Renewables Plc Greencoat Renewables Plc EUR0.01	1.42%	Electricity	Ireland
9 Greencoat UK Wind Plc Greencoat UK Wind Ord GBP0.01	1.40%	Equity Investment Instruments	Non-Classified
10 cash	1.35%	Bonds	United Kingdom

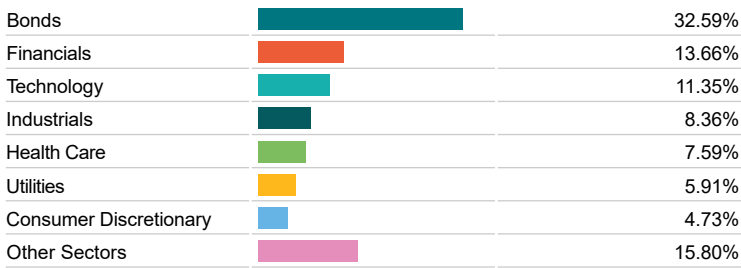
Asset Allocation



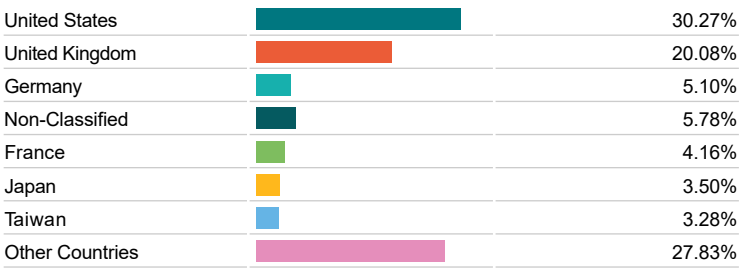
Regional Allocation



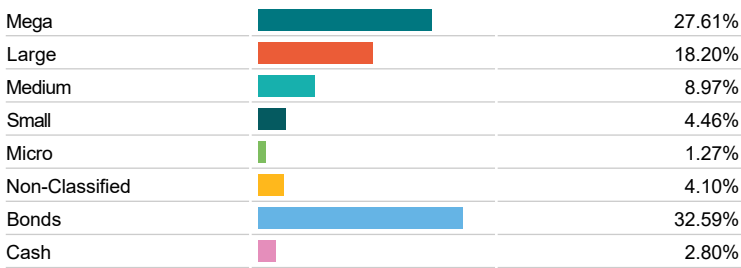
Bond Sector Breakdown



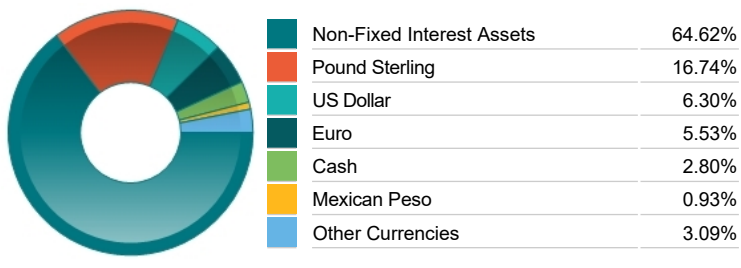
Top Country Breakdown



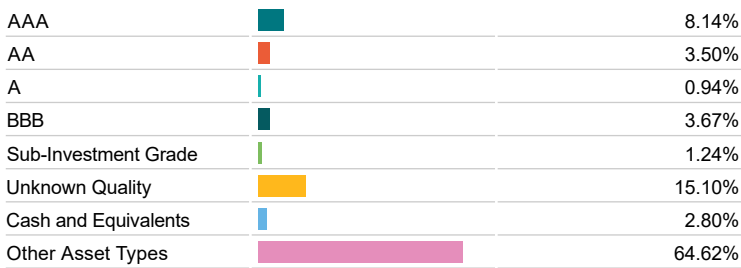
Breakdown By Market Cap (%)



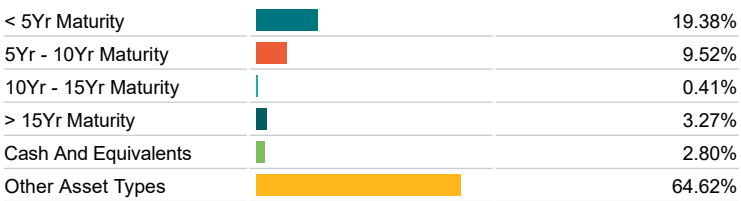
Fixed Interest Currencies



Fixed Interest Quality Profile



Fixed Interest Maturity Profile



Important Information

- The Industry Classification Benchmark is a product of FTSE International Limited and has been licensed for use.
- "Prudential" is a trading name of The Prudential Assurance Company Limited, which is registered in England and Wales. Registered office at 10 Fenchurch Avenue, London EC3M 5AG. Registered number 15454. Authorised by the Prudential Regulation Authority and regulated by the Financial Conduct Authority and the Prudential Regulation Authority.