

Benchmark

Benchmark	45% MSCI AC World High Dividend Yield GBP Hedged + 55% Bloomberg Global Aggregate Total Return GBP Hedged (UK CPI +4% pre 04/07/2023)
Benchmark Category	-
IA Sector	Mixed Investment 20-60% Shares

Identification Codes

Sedol Code	B2Q1J81
Mex Code	YFCMI
Isin Code	GB00B2Q1J816
Citi Code	BMQ3

Fund Overview

Mid (02/04/2026)	213.31p
Historic yield	3.43%
Fund size (31/01/2026)	£520.59m
Number of holdings	5456
Ongoing Charges	0.90%
Launch date	03/03/2008

Fund Charges

Entry Charge	0.00%
Ongoing Charges	0.90%

Fund Background

Valuation frequency	Daily
Valuation point	-
Fund type	OEIC
Launch price	-
Fund currency	Pound Sterling
Fund domicile	United Kingdom
ISA allowable	Yes
SIPP allowable	Yes

Dealing

Minimum Investment	£1000000
Minimum Top Up	£250000
Minimum Regular Saving	-
Settlement Period: Buy	3 days
Settlement Period: Sell	3 days
Pricing Basis	Forward
Dealing Decimals	3

Distribution Dates

Ex dividend date(s)	Income payment date(s)
01 January	28 February
01 April	31 May
01 July	31 August
01 October	30 November

Aims

The Fund aims to provide income with the opportunity for capital growth (i.e. to grow the value of your investment) over at least 5 years. The Fund targets a return of UK Consumer Prices Index (CPI) +4% each year (before fees), over 5-year rolling periods. While the Fund aims to achieve its objective and its performance target, there is no guarantee that either will be achieved, over 5-year rolling periods or over any period and there is a risk of loss.

Performance




Discrete performance - to last month end

	31/03/21 to 31/03/22	31/03/22 to 31/03/23	31/03/23 to 31/03/24	31/03/24 to 31/03/25	31/03/25 to 31/03/26
Fund	-1.9%	-4.6%	4.1%	5.0%	10.7%
Sector	2.7%	-4.8%	7.7%	3.7%	8.9%
Rank	156/160	85/165	162/172	40/185	36/192
Quartile	4	3	4	1	1

Annualised performance

	3 Years to 31/03/26	Annualised 5 Years to 31/03/26	10 Years to 31/03/26
Fund	6.6%	2.5%	2.9%
Sector	6.7%	3.5%	4.5%
Rank	104/172	135/160	105/113
Quartile	3	4	4

Fund Managers



Name:	Jason Borbora-Sheen	John Stopford
Manager for:	5 years, 10 months	5 years, 10 months

Ratings

FE Crown



Group Details

Group name	Ninety One
Group address	55 Gresham Street London EC2V 7QP
Group telephone	+44 (0) 203 938 1900
Dealing telephone	+44 (0) 203 938 1900
Email	enquiries@ninetyone.com
Homepage	https://ninetyone.com/en/united-kingdom
Fax number	+44 (0) 203 938 1900

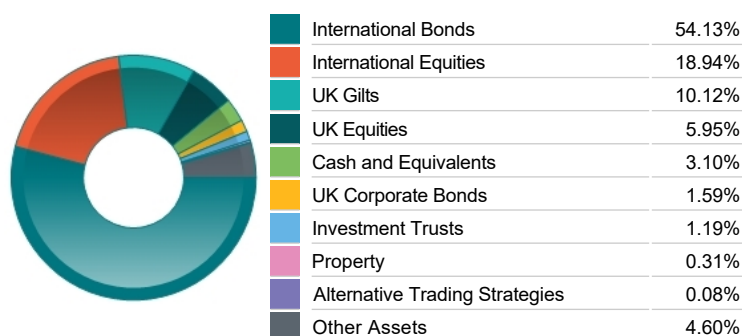
Important Information

- Source of portfolio data: Broadridge. Source of performance data: FE fundinfo. We can't predict the future. Past performance isn't a guide to future performance. The figures shown are intended only to demonstrate performance history of the fund, after allowing for the impact of ongoing charges, but take no account of product charges. Ongoing charges may vary in the future and may be higher than they are now. Fund performance is based upon the movement of the daily price and is shown as total return in GBP with income reinvested. The value of your investment can go down as well as up so you might get back less than you put in.
- This factsheet is for information purposes only. If there is information or terminology included that you would like to discuss, then please contact an adviser. Investors should refer to their policy documentation and supporting brochures for fund availability, investment strategy, any product information and charges. Every care has been taken in populating this output, however it must be appreciated that neither Broadridge, Prudential nor their sources guarantee the accuracy, adequacy or completeness of this information or make any warranties regarding results from its usage.

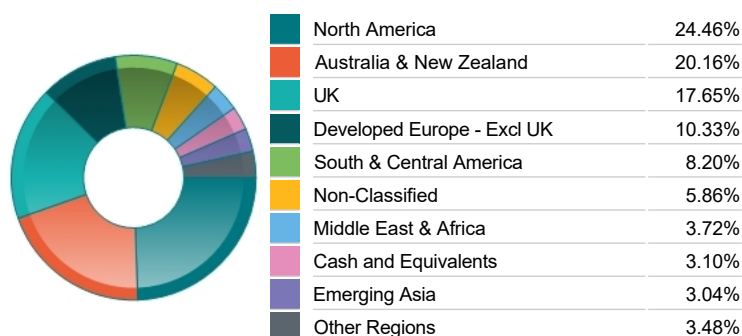
Top 10 Holdings

Name	% Weight	Sector	Country
1 UNITED STATES TREASURY NOTE/BO 06/26 1.875	4.10%	Bonds	United States
2 4¼% Treasury Gilt 2027	3.95%	Bonds	United Kingdom
3 UNITED STATES TREASURY NOTE/BO 10/28 4.875	3.05%	Bonds	United States
4 4¼% Treasury Gilt 2034	2.21%	Bonds	United Kingdom
5 UNITED STATES TREASURY NOTE/BO 10/30 4.875	1.93%	Bonds	United States
6 4¼% Treasury Gilt 2028	1.84%	Bonds	United Kingdom
7 NEW ZEALAND LOCAL GOVERNMENT F LOCAL GOVT G 04/33 3.5	1.69%	Bonds	New Zealand
8 NEW ZEALAND LOCAL GOVERNMENT F LOCAL GOVT G 04/27 4.5	1.53%	Bonds	New Zealand
9 NEW ZEALAND LOCAL GOVERNMENT F LOCAL GOVT G REGS 05/32 4.5	1.42%	Bonds	New Zealand
10 HUNGARY GOVERNMENT BOND BONDS 10/26 9.5	1.41%	Bonds	Hungary

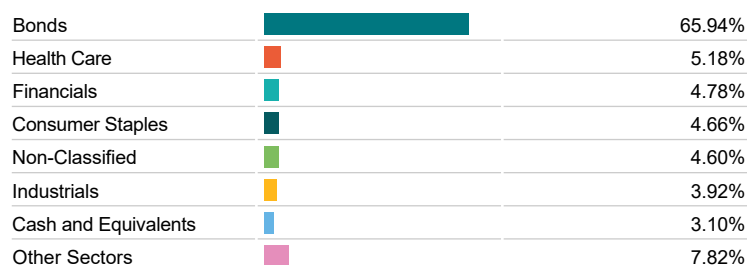
Asset Allocation



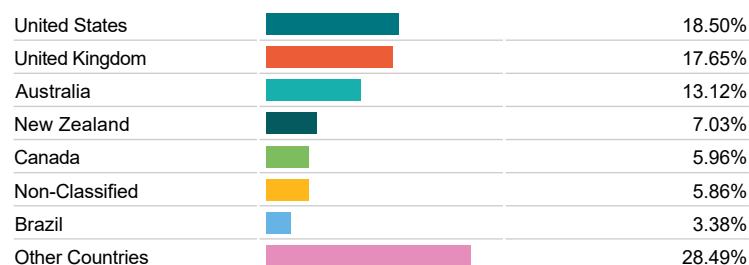
Regional Allocation



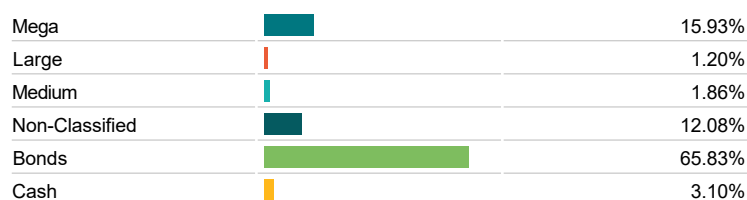
Bond Sector Breakdown



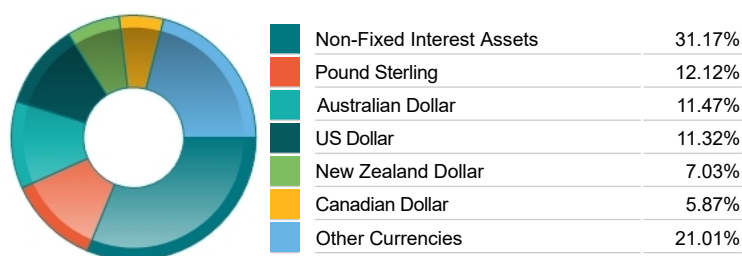
Top Country Breakdown



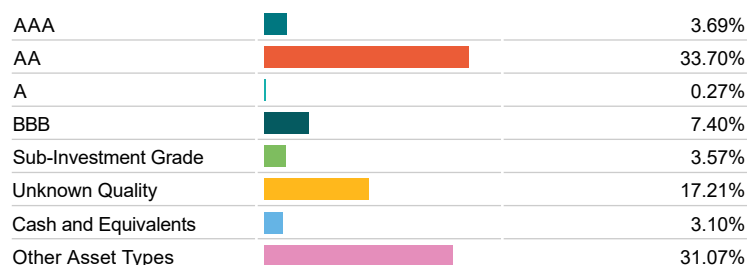
Breakdown By Market Cap (%)



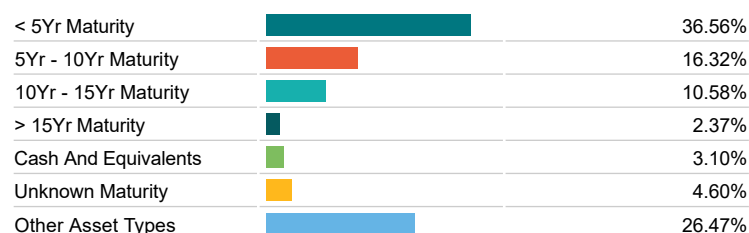
Fixed Interest Currencies



Fixed Interest Quality Profile



Fixed Interest Maturity Profile



Important Information

- The Industry Classification Benchmark is a product of FTSE International Limited and has been licensed for use.
- "Prudential" is a trading name of The Prudential Assurance Company Limited, which is registered in England and Wales. Registered office at 10 Fenchurch Avenue, London EC3M 5AG. Registered number 15454. Authorised by the Prudential Regulation Authority and regulated by the Financial Conduct Authority and the Prudential Regulation Authority.