

# Quilter Investors Multi Asset (Onshore) Quilter Investors Global Unconstrained Equity Class R Acc



| Benchmark          |                                |
|--------------------|--------------------------------|
| Benchmark          | MSCI All Countries World Index |
| Benchmark Category | -                              |
| IA Sector          | Global                         |

| Identification Codes |              |
|----------------------|--------------|
| Sedol Code           | B83QL18      |
| Mex Code             | SNOBAL       |
| Isin Code            | GB00B83QL189 |
| Citi Code            | GVZP         |

| Fund Overview          |            |
|------------------------|------------|
| Mid (09/04/2025)       | 181.54p    |
| Historic yield         | 0.32%      |
| Fund size (28/02/2025) | £157.70m   |
| Number of holdings     | 41         |
| Ongoing Charges        | 0.90%      |
| Launch date            | 14/03/2013 |

| Fund Charges    |       |
|-----------------|-------|
| Entry Charge    | 0.00% |
| Ongoing Charges | 0.90% |


| Fund Background     |                |
|---------------------|----------------|
| Valuation frequency | Daily          |
| Valuation point     | 12:00          |
| Fund type           | ICVC           |
| Launch price        | £0.50          |
| Fund currency       | Pound Sterling |
| Fund domicile       | United Kingdom |
| ISA allowable       | Yes            |
| SIPP allowable      | Yes            |

| Dealing                 |          |
|-------------------------|----------|
| Minimum Investment      | £5000000 |
| Minimum Top Up          | £100000  |
| Minimum Regular Saving  | -        |
| Settlement Period: Buy  | 4 days   |
| Settlement Period: Sell | 4 days   |
| Pricing Basis           | Forward  |
| Dealing Decimals        | 3        |

| Distribution Dates  |                        |
|---------------------|------------------------|
| Ex dividend date(s) | Income payment date(s) |
| 31 December         | 28 February            |
| 30 June             | 31 August              |

| Aims                                                                                                                                                     |
|----------------------------------------------------------------------------------------------------------------------------------------------------------|
| To provide total return from capital growth and income and outperform the MSCI All Countries World Index, net of charges, over rolling five year periods |

| Performance                                   |
|-----------------------------------------------|
| No data available! Please enter a valid code! |

| Fund Managers                                                                     |                               |
|-----------------------------------------------------------------------------------|-------------------------------|
|  |                               |
| Name:                                                                             | Royal London Asset Management |
| Manager for:                                                                      | 2 years, 9 months             |

| Ratings                                                                                      |
|----------------------------------------------------------------------------------------------|
| FE Crown  |

| Group Details     |                                                                             |
|-------------------|-----------------------------------------------------------------------------|
| Group name        | Quilter Investors Funds Multi Asset (Onshore)                               |
| Group address     | Quilter Investors Senator House, 85 Queen Victoria Street, London, EC4V 4AB |
| Group telephone   | 020 7332 7664                                                               |
| Dealing telephone | -                                                                           |
| Email             | -                                                                           |
| Homepage          | www.quilterinvestors.com                                                    |
| Fax number        | -                                                                           |

## Important Information

- Source of portfolio data: Broadridge. Source of performance data: FE fundinfo. We can't predict the future. Past performance isn't a guide to future performance. The figures shown are intended only to demonstrate performance history of the fund, after allowing for the impact of ongoing charges, but take no account of product charges. Ongoing charges may vary in the future and may be higher than they are now. Fund performance is based upon the movement of the daily price and is shown as total return in GBP with income reinvested. The value of your investment can go down as well as up so you might get back less than you put in.
- This factsheet is for information purposes only. If there is information or terminology included that you would like to discuss, then please contact an adviser. Investors should refer to their policy documentation and supporting brochures for fund availability, investment strategy, any product information and charges. Every care has been taken in populating this output, however it must be appreciated that neither Broadridge, Prudential nor their sources guarantee the accuracy, adequacy or completeness of this information or make any warranties regarding results from its usage.

Portfolio data accurate as at: 28/02/25

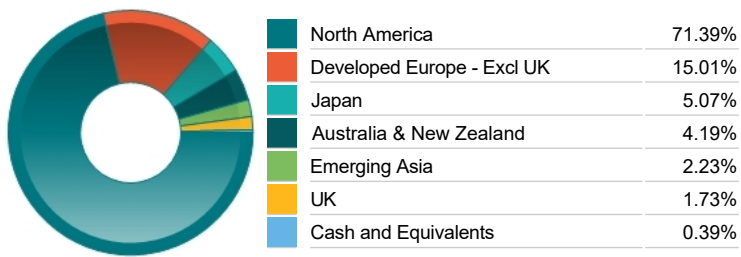
Top 10 Holdings

| Name                                                  | % Weight | Sector                          | Country       |
|-------------------------------------------------------|----------|---------------------------------|---------------|
| 1 MICROSOFT CORPORATION                               | 6.65%    | Software & Computer Services    | United States |
| 2 AMAZON.COM                                          | 5.49%    | Retailers                       | United States |
| 3 VISA                                                | 4.79%    | Industrial Support Services     | United States |
| 4 PROGRESSIVE CORPORATION (THE)                       | 4.28%    | Non-life Insurance              | United States |
| 5 CONSTELLATION SOFTWARE                              | 4.19%    | Software & Computer Services    | New Caledonia |
| 6 SAFRAN                                              | 4.03%    | Aerospace & Defence             | France        |
| 7 NVIDIA CORPORATION                                  | 3.99%    | Technology Hardware & Equipment | United States |
| 8 UNITEDHEALTH GROUP INCORPORATED                     | 3.74%    | Health Care Providers           | United States |
| 9 ALPHABET                                            | 3.71%    | Software & Computer Services    | United States |
| 10 TAIWAN SEMICONDUCTOR MANUFACTURING COMPANY LIMITED | 3.65%    | Technology Hardware & Equipment | United States |

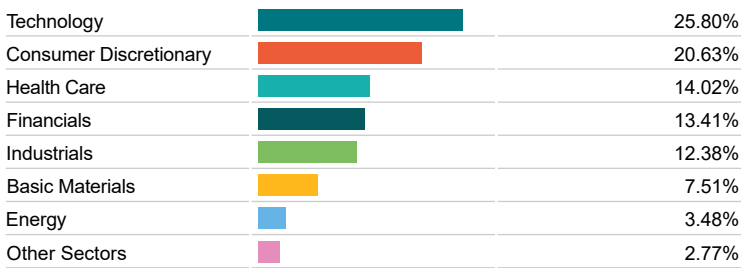
Asset Allocation



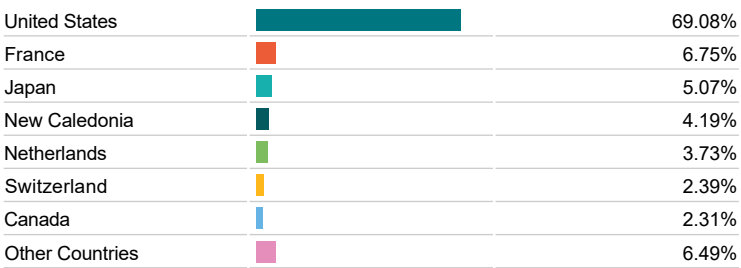
Regional Allocation



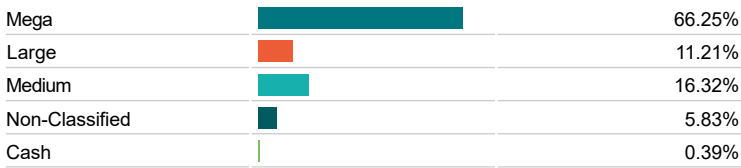
Sector Breakdown



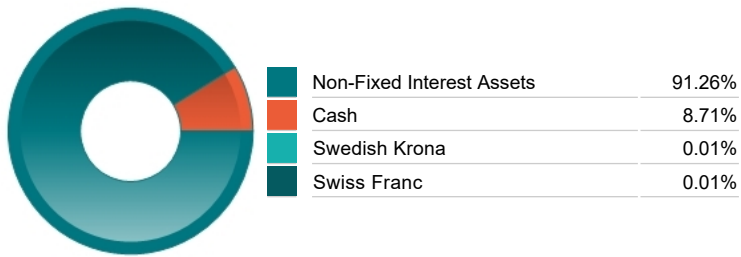
Top Country Breakdown



Breakdown By Market Cap (%)



Fixed Interest Currencies



Important Information

- The Industry Classification Benchmark is a product of FTSE International Limited and has been licensed for use.
- "Prudential" is a trading name of The Prudential Assurance Company Limited, which is registered in England and Wales. Registered office at 10 Fenchurch Avenue, London EC3M 5AG. Registered number 15454. Authorised by the Prudential Regulation Authority and regulated by the Financial Conduct Authority and the Prudential Regulation Authority.