

## Benchmark

Benchmark	FTSE All-Share Index Total Return Gross
Benchmark Category	-
IA Sector	UK All Companies

## Identification Codes

Sedol Code	B7MKM11
Mex Code	FRSLCP
Isin Code	GB00B7MKM114
Citi Code	11VX

## Fund Overview

Mid (02/04/2026)	192.90p
Historic yield	1.72%
Fund size (28/02/2026)	£379.76m
Number of holdings	56
Ongoing Charges	0.92%
Launch date	31/01/1969

## Fund Charges

Entry Charge	0.00%
Ongoing Charges	0.92%

## Fund Background

Valuation frequency	Daily
Valuation point	12:00
Fund type	Unit Trust
Launch price	£0.17
Fund currency	Pound Sterling
Fund domicile	United Kingdom
ISA allowable	Yes
SIPP allowable	Yes

## Dealing

Minimum Investment	£100000000
Minimum Top Up	£5000
Minimum Regular Saving	-
Settlement Period: Buy	2 days
Settlement Period: Sell	2 days
Pricing Basis	Forward
Dealing Decimals	3

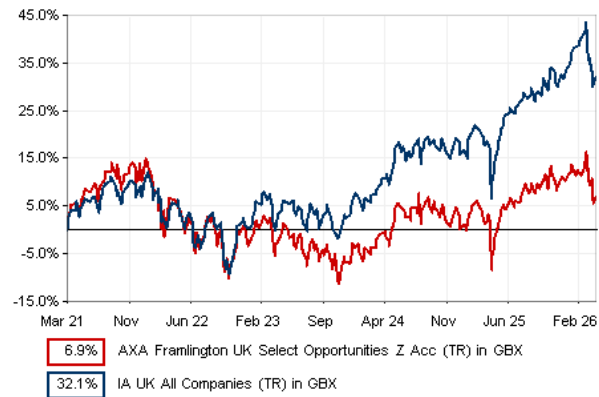
## Distribution Dates

Ex dividend date(s)	Income payment date(s)
16 March	15 May
16 September	15 November

## Aims

To achieve capital growth by investing in companies, primarily of UK origin, where the Manager believes above average returns can be realised.

## Performance



## Discrete performance - to last month end

	31/03/21 to 31/03/22	31/03/22 to 31/03/23	31/03/23 to 31/03/24	31/03/24 to 31/03/25	31/03/25 to 31/03/26
Fund	6.6%	-8.3%	2.0%	1.4%	5.8%
Sector	5.4%	-1.9%	7.6%	5.1%	12.9%
Rank	103/195	159/200	188/202	142/203	157/208
Quartile	3	4	4	3	4

## Annualised performance

	Annualised		
	3 Years to 31/03/26	5 Years to 31/03/26	10 Years to 31/03/26
Fund	3.0%	1.3%	3.1%
Sector	8.5%	5.7%	6.3%
Rank	167/201	151/194	163/173
Quartile	4	4	4

## Fund Managers



Name:	Nigel Yates	Chris St-John
Manager for:	2 years, 4 months	2 years, 4 months

## Ratings

FE Crown



## Group Details

Group name	BNP Paribas Asset Management
Group address	Broker Services Team AXA Investment Managers 7 Newgate Street London EC1A 7NX
Group telephone	020 7003 1234
Dealing telephone	0207 0031234
Email	broker.services@axa-im.com
Homepage	www.axa-im.com
Fax number	020 7003 2313

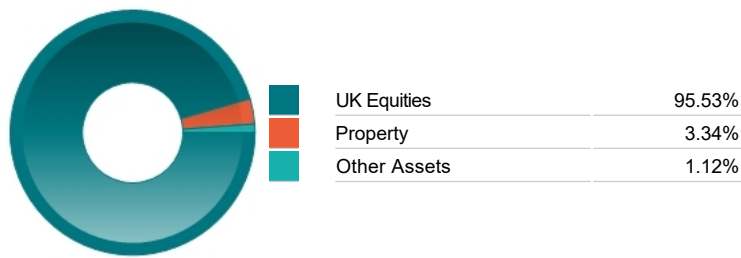
## Important Information

- Source of portfolio data: Broadridge. Source of performance data: FE fundinfo. We can't predict the future. Past performance isn't a guide to future performance. The figures shown are intended only to demonstrate performance history of the fund, after allowing for the impact of ongoing charges, but take no account of product charges. Ongoing charges may vary in the future and may be higher than they are now. Fund performance is based upon the movement of the daily price and is shown as total return in GBP with income reinvested. The value of your investment can go down as well as up so you might get back less than you put in.
- This factsheet is for information purposes only. If there is information or terminology included that you would like to discuss, then please contact an adviser. Investors should refer to their policy documentation and supporting brochures for fund availability, investment strategy, any product information and charges. Every care has been taken in populating this output, however it must be appreciated that neither Broadridge, Prudential nor their sources guarantee the accuracy, adequacy or completeness of this information or make any warranties regarding results from its usage.

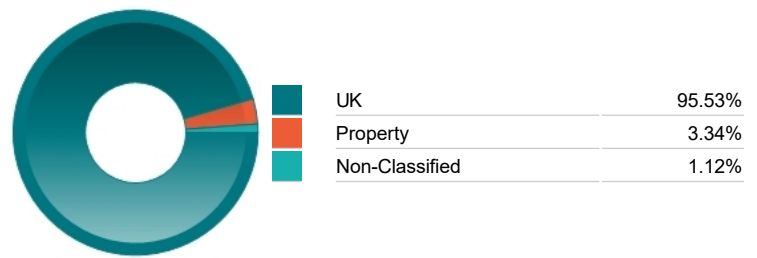
**Top 10 Holdings**

Name	% Weight	Sector	Country
1 ASTRAZENECA	4.98%	Pharmaceuticals & Biotechnology	United Kingdom
2 HSBC HOLDINGS	3.62%	Banks	United Kingdom
3 LONDON STOCK EXCHANGE GROUP	3.20%	Finance & Credit Services	United Kingdom
4 GSK	2.92%	Pharmaceuticals & Biotechnology	United Kingdom
5 RELX	2.81%	Software & Computer Services	United Kingdom
6 SHELL	2.80%	Non-Renewable Energy	United Kingdom
7 PRUDENTIAL	2.76%	Life Insurance	United Kingdom
8 ANTOFAGASTA	2.66%	Industrial Metals & Mining	United Kingdom
9 COMPASS GROUP	2.54%	Consumer Services	United Kingdom
10 STANDARD CHARTERED	2.53%	Banks	United Kingdom

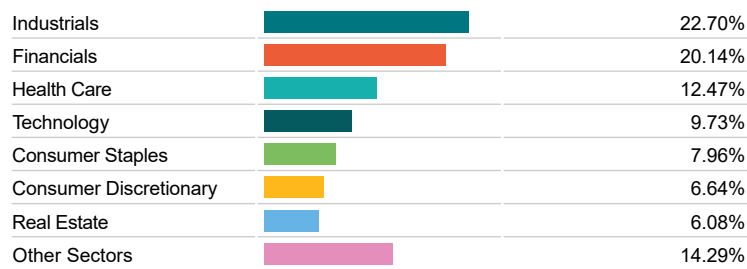
**Asset Allocation**



**Regional Allocation**



**Equity Sector Breakdown**



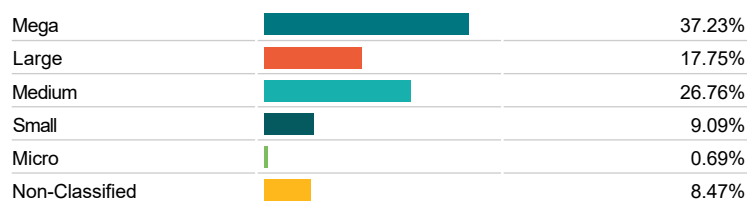
**Top Country Breakdown**



**Fixed Interest Currencies**



**Breakdown By Market Cap (%)**



**Important Information**

- The Industry Classification Benchmark is a product of FTSE International Limited and has been licensed for use.
- "Prudential" is a trading name of The Prudential Assurance Company Limited, which is registered in England and Wales. Registered office at 10 Fenchurch Avenue, London EC3M 5AG. Registered number 15454. Authorised by the Prudential Regulation Authority and regulated by the Financial Conduct Authority and the Prudential Regulation Authority.