

Benchmark

Benchmark	MSCI Europe ex UK Index
Benchmark Category	Comparator
IA Sector	Europe Excluding UK

Identification Codes

Sedol Code	B8LF731
Mex Code	NEOTPR
Isin Code	GB00B8LF7310
Citi Code	GQLB

Fund Overview

Mid (25/06/2021)	195.62p
Historic yield	-
Fund size (31/05/2021)	£85.14m
Number of holdings	34
Ongoing Charges	0.90%
Launch date	03/10/2012

Fund Charges

Entry Charge	0.00%
Ongoing Charges	0.90%

Fund Background

Valuation frequency	Daily
Valuation point	12:00
Fund type	OEIC
Launch price	£1.00
Fund currency	Pound Sterling
Fund domicile	United Kingdom
ISA allowable	Yes
SIPP allowable	Yes

Dealing

Minimum Investment	£250000
Minimum Top Up	£0
Minimum Regular Saving	-
Settlement Period: Buy	4 days
Settlement Period: Sell	4 days
Pricing Basis	Forward
Dealing Decimals	4

Distribution Dates

Ex dividend date(s)	Income payment date(s)
01 January	28 February
01 July	31 August

Aims

The investment objective of Liontrust European Opportunities Fund is to generate long term (5 years or more) capital growth.

Performance

No data available! Please enter a valid code!

Fund Managers



Name:

Samantha Gleave


James Inglis-Jones

Manager for:

4 years, 3 months

4 years, 3 months

Ratings

FE Crown	
----------	---

Group Details

Group name	Liontrust Fund Partners LLP
Group address	2 Savoy Court London WC2R 0EZ
Group telephone	020 7412 1766
Dealing telephone	020 7964 4774
Email	info@liontrust.co.uk
Homepage	w w w.liontrust.co.uk
Fax number	020 7412 1779

Important Information

- Source of portfolio data: Broadridge. Source of performance data: FE fundinfo. We can't predict the future. Past performance isn't a guide to future performance. The figures shown are intended only to demonstrate performance history of the fund, after allowing for the impact of ongoing charges, but take no account of product charges. Ongoing charges may vary in the future and may be higher than they are now. Fund performance is based upon the movement of the daily price and is shown as total return in GBP with income reinvested. The value of your investment can go down as well as up so you might get back less than you put in.
- This factsheet is for information purposes only. If there is information or terminology included that you would like to discuss, then please contact an adviser. Investors should refer to their policy documentation and supporting brochures for fund availability, investment strategy, any product information and charges. Every care has been taken in populating this output, however it must be appreciated that neither Broadridge, Prudential nor their sources guarantee the accuracy, adequacy or completeness of this information or make any warranties regarding results from its usage

Top 10 Holdings

Name	% Weight	Sector	Country
1 BANK OF IRELAND GROUP	5.80%	Banks	Ireland
2 PANDORA AS	5.61%	Personal Goods	Denmark
3 ASML HOLDING NV	5.17%	Technology Hardware & Equipment	Netherlands
4 ATLAS COPCO AB	4.65%	Industrial Engineering	Sweden
5 STELLANTIS NV	4.42%	Automobiles & Parts	Netherlands
6 BEKAERT SA	4.18%	Industrial Metals & Mining	Belgium
7 AP MOLLER-MAERSK A/S	4.14%	Industrial Transportation	Denmark
8 PUBLICIS GROUPE SA	4.04%	Media	France
9 BNP PARIBAS SA	3.80%	Banks	France
10 RANDSTAD NV	3.41%	Industrial Support Services	Netherlands

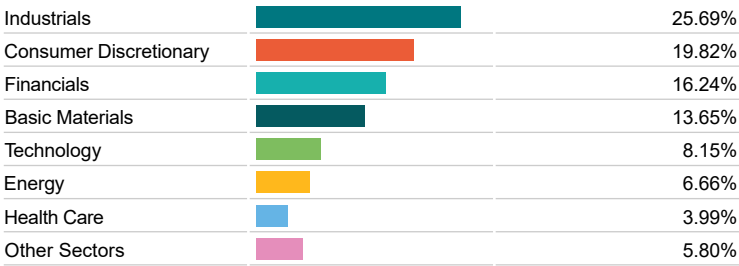
Asset Allocation



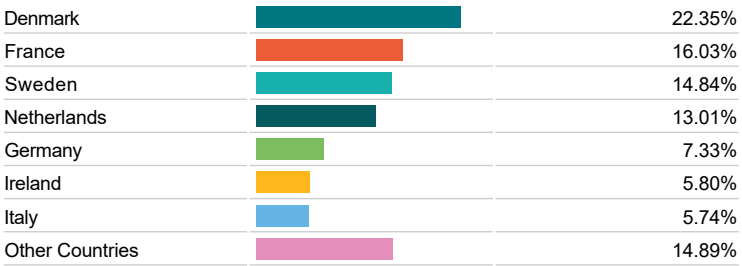
Regional Allocation



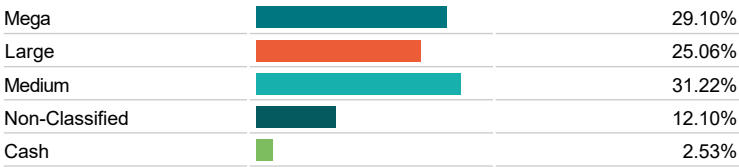
Equity Sector Breakdown



Top Country Breakdown



Breakdown By Market Cap (%)



Fixed Interest Currencies



Important Information

- The Industry Classification Benchmark is a product of FTSE International Limited and has been licensed for use.
- "Prudential" is a trading name of The Prudential Assurance Company Limited, which is registered in England and Wales. Registered office at 10 Fenchurch Avenue, London EC3M5AG. Registered number 15454. Authorised by the Prudential Regulation Authority and regulated by the Financial Conduct Authority and the Prudential Regulation Authority.