

Benchmark

Benchmark	FTSE Custom Asia Pacific ex Japan Country Capped Index
Sector	OI Asia Pacific excluding Japan Equities

Identification Codes

Sedol Code	B0MSSK7
Mex Code	SBPMGS
Isin Code	IE00B0MSSK71
Citi Code	TI41

Fund Overview

Bid (16/08/2022)	4.45
Offer (16/08/2022)	4.68
Fund size (30/06/2022)	£2.99m
Number of holdings	193
Launch date	28/10/2005

Fund Charges

Annual Management Charge (AMC)	1.35%
Further Costs	0.00%
Yearly Total	1.35%

Aims

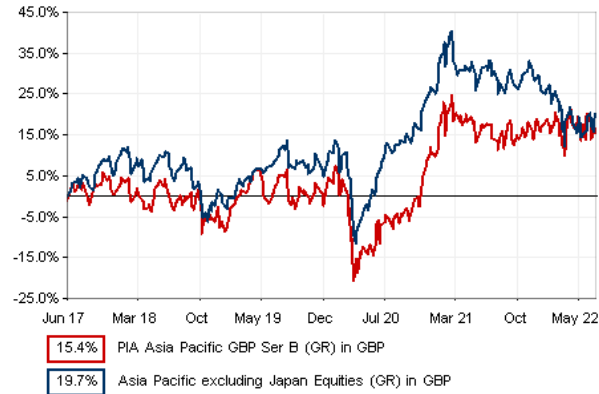
Objective: The investment strategy of the fund is to purchase units in the M&G Funds (1) - Asia Pacific ex Japan Equity fund – the underlying fund.

Underlying Fund Objective: The Sub-Fund aims to provide a higher total return (capital growth plus income), net of the Ongoing Charge Figure, than the FTSE All World Asia Pacific ex Japan Index over any three-year period.

At least 80% of the Sub-Fund's Net Asset Value is directly invested in equity securities and equity-related securities of companies that are incorporated, listed, domiciled or do most of their business in the Asia Pacific ex Japan region. The Sub-Fund caps its exposure to any one country as the lesser of: (i) 25% of the Sub-Fund's Net Asset Value; and (ii) the Index's percentage exposure to such country plus 10%.

The Sub-Fund may also invest in other transferable securities, cash, and near cash, directly or via funds (including funds managed by M&G). The Sub-Fund may use derivatives for Efficient Portfolio Management and hedging only.

Performance




Discrete performance - to last month end

	31/07/17 to 31/07/18	31/07/18 to 31/07/19	31/07/19 to 31/07/20	31/07/20 to 31/07/21	31/07/21 to 31/07/22
Fund	-2.1%	6.0%	-12.8%	21.4%	4.6%
Sector	4.8%	4.7%	-2.2%	14.3%	-5.9%
Rank	250/271	126/277	223/281	56/286	49/289
Quartile	4	2	4	1	1

Annualised performance

	Annualised		
	3 Years to 31/07/22	5 Years to 31/07/22	10 Years to 31/07/22
Fund	3.5%	2.8%	7.2%
Sector	1.7%	2.9%	6.9%
Rank	83/281	138/271	95/220
Quartile	2	3	2

Fund Managers



Name: David Perrett
 Manager for: 0 years, 10 months

Ratings

FE Crown



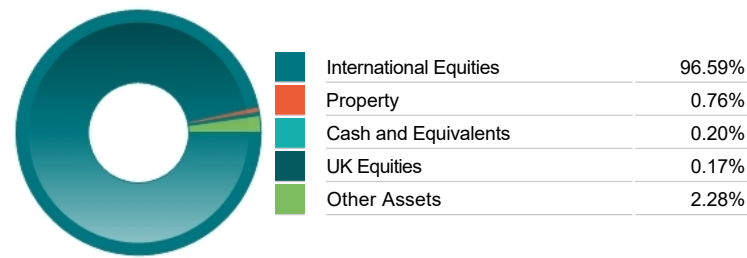
Important Information

- Because of changes in exchange rates the value of your investment, as well as any money you take from it, can go down as well as up.
- Some funds may invest in 'underlying' funds or other investment vehicles. The performance of our fund, compared to what it's invested in won't be exactly the same. That can be due to additional charges, cash management (needed to help people to enter and leave our fund when they want), tax and the timing of investments (this is known as a fund's dealing cycle, it varies between managers and can be several days).
- Source of portfolio data: Broadridge. Source of performance data: FE fundinfo. We can't predict the future. Past performance isn't a guide to future performance. The figures shown are intended only to demonstrate performance history of the fund, after allowing for the impact of fund charges and further costs, but take no account of product charges, or any Annual Management Charge paid for by the deduction of units. Charges and further costs may vary in the future and may be higher than they are now. Fund performance is based upon the movement of the daily price and is shown as total return in the fund's currency of denomination with gross income reinvested. The value of your investment can go down as well as up so you might get back less than you put in.
- This factsheet is for information purposes only. If there is information or terminology included that you would like to discuss, then please contact an adviser. Investors should refer to their policy documentation and supporting brochures for fund availability, investment strategy, any product information and charges. Every care has been taken in populating this output, however it must be appreciated that neither Broadridge, Prudential nor their sources guarantee the accuracy, adequacy or completeness of this information or make any warranties regarding results from its usage.

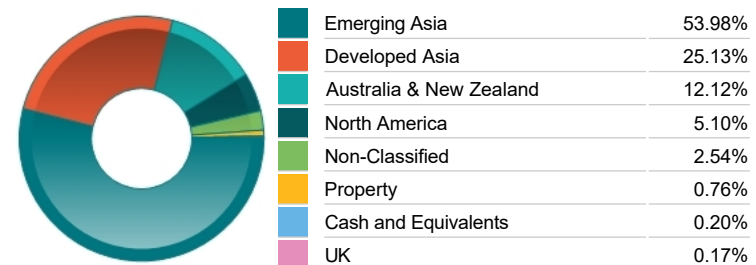
Top 10 Holdings

Name	% Weight	Sector	Country
1 TAIWAN SEMICONDUCTOR MANUFACTURING CO.	6.86%	Technology Hardware & Equipment	Taiwan
2 SAMSUNG ELECTRONICS CO. LTD	5.20%	Technology Hardware & Equipment	South Korea
3 AIA GROUP LIMITED	4.26%	Life Insurance	Hong Kong
4 HOUSING DEVELOPMENT FINANCE CORPORATION LIMITED	2.58%	Finance & Credit Services	India
5 CK HUTCHISON HLDGS LTD	2.41%	General Industrials	Hong Kong
6 BHP GROUP LIMITED	2.28%	Industrial Metals & Mining	Australia
7 AMCOR	2.20%	General Industrials	Australia
8 SUN HUNG KAI PROPERTIES LTD	2.13%	Real Estate Investment & Services	Hong Kong
9 JD.COM INC	2.01%	Retailers	China
10 DBS GROUP HOLDINGS LTD	1.87%	Banks	Singapore

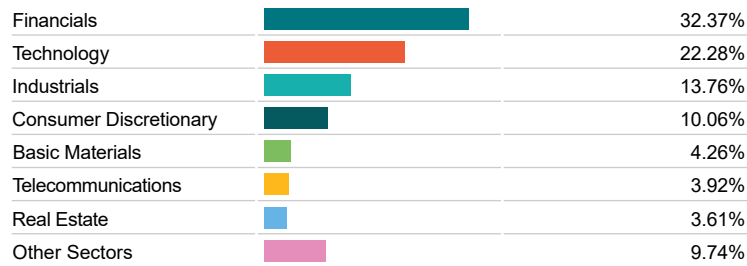
Asset Allocation



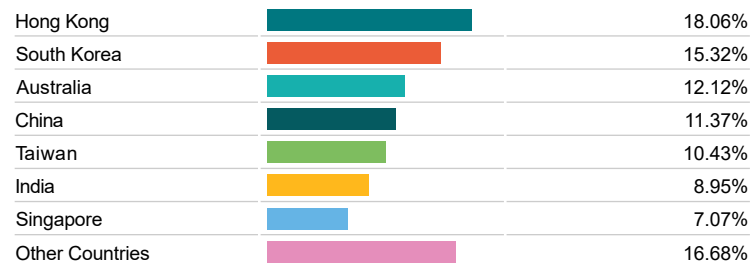
Regional Allocation



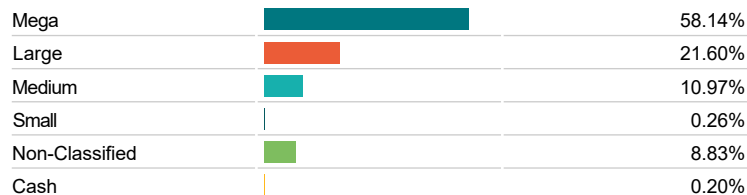
Equity Sector Breakdown



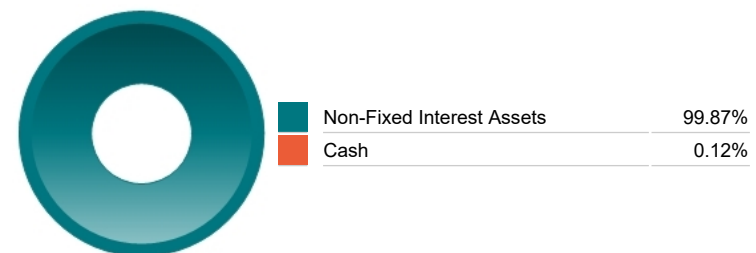
Top Country Breakdown



Breakdown By Market Cap (%)



Fixed Interest Currencies



Important Information

- Because of changes in exchange rates the value of your investment, as well as any money you take from it, can go down as well as up.
- The Industry Classification Benchmark is a product of FTSE International Limited and has been licensed for use.
- The registered office of Prudential International is in Ireland at Montague House, Adelaide Road, Dublin 2. Prudential International is a marketing name of Prudential International Assurance plc, a life assurance company operating from Ireland. Registration No. 209956. Prudential International Assurance plc is authorised and regulated by the Central Bank of Ireland and in the context of its UK regulated activities only, is deemed authorised by the Prudential Regulation Authority and subject to regulation by the Financial Conduct Authority and limited regulation by the Prudential Regulation Authority. Details of the Temporary Permissions Regime, which allows EEA-based firms to operate in the UK for a limited period while seeking full authorisation, are available on the Financial Conduct Authority's website. Prudential International is part of the same corporate group as The Prudential Assurance Company Limited. Both The Prudential Assurance Company Limited and Prudential International are direct and indirect subsidiaries respectively of M&G plc, a company incorporated in the United Kingdom. The Prudential Assurance Company Limited is not affiliated in any manner with Prudential Financial, Inc, a company whose principal place of business is in the United States of America or Prudential plc, an international group incorporated in the United Kingdom.