

Benchmark

Benchmark	FTSE All Share (TR)
Benchmark Category	-
IA Sector	UK Equity Income

Identification Codes

Sedol Code	B7MMK80
Mex Code	FRMONL
Isin Code	GB00B7MMK809
Citi Code	11VR

Fund Overview

Mid (20/09/2024)	235.30p
Historic yield	4.49%
Fund size (31/08/2024)	£160.29m
Number of holdings	54
Ongoing Charges	0.99%
Launch date	26/10/1984

Fund Charges

Entry Charge	0.00%
Ongoing Charges	0.99%

Fund Background

Valuation frequency	Daily
Valuation point	12:00
Fund type	Unit Trust
Launch price	£0.50
Fund currency	Pound Sterling
Fund domicile	United Kingdom
ISA allowable	Yes
SIPP allowable	Yes

Dealing

Minimum Investment	£100000
Minimum Top Up	£5000
Minimum Regular Saving	-
Settlement Period: Buy	4 days
Settlement Period: Sell	4 days
Pricing Basis	Forward
Dealing Decimals	3

Distribution Dates

Ex dividend date(s)	Income payment date(s)
07 December	06 January
07 January	06 February
07 February	06 March
07 March	06 April
07 April	06 May
07 May	06 June
07 June	06 July
07 July	06 August
07 August	06 September
07 September	06 October
07 October	06 November
07 November	06 December


Aims

To combine a regular income with the potential for long term capital growth. The Fund will invest mainly in equities and fixed interest securities. The Fund provides monthly income payable direct to a UK bank or building society account.

Performance

No data available! Please enter a valid code!

Fund Managers



Name:

George Luckraft

Manager for:

22 years, 7 months

Ratings

FE Crown	
----------	---

Group Details

Group name	AXA Investment Managers UK Limited
Group address	Broker Services Team AXA Investment Managers 7 Newgate Street London EC1A 7NX
Group telephone	020 7003 1234
Dealing telephone	0207 0031234
Email	broker.services@axa-im.com
Homepage	www.axa-im.com
Fax number	020 7003 2313

Important Information

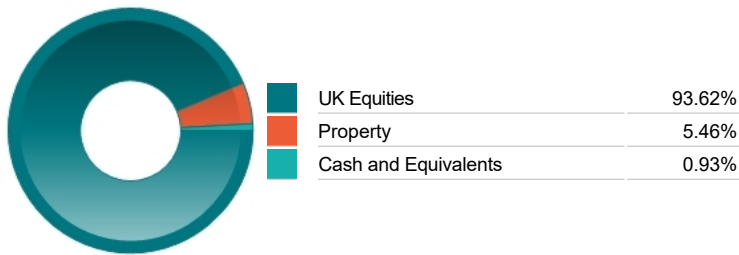
- Source of portfolio data: Broadridge. Source of performance data: FE fundinfo. We can't predict the future. Past performance isn't a guide to future performance. The figures shown are intended only to demonstrate performance history of the fund, after allowing for the impact of ongoing charges, but take no account of product charges. Ongoing charges may vary in the future and may be higher than they are now. Fund performance is based upon the movement of the daily price and is shown as total return in GBP with income reinvested. The value of your investment can go down as well as up so you might get back less than you put in.
- This factsheet is for information purposes only. If there is information or terminology included that you would like to discuss, then please contact an adviser. Investors should refer to their policy documentation and supporting brochures for fund availability, investment strategy, any product information and charges. Every care has been taken in populating this output, however it must be appreciated that neither Broadridge, Prudential nor their sources guarantee the accuracy, adequacy or completeness of this information or make any warranties regarding results from its usage.

Portfolio data accurate as at: 31/08/24

Top 10 Holdings

Name	% Weight	Sector	Country
1 ASTRAZENECA	5.59%	Pharmaceuticals & Biotechnology	United Kingdom
2 SHELL	5.44%	Non-Renewable Energy	United Kingdom
3 HSBC HOLDINGS	5.20%	Banks	United Kingdom
4 BP	4.82%	Non-Renewable Energy	United Kingdom
5 GSK	4.13%	Pharmaceuticals & Biotechnology	United Kingdom
6 UNILEVER	3.37%	Personal Care, Drug & Grocery Stores	United Kingdom
7 RIO TINTO	3.27%	Industrial Metals & Mining	United Kingdom
8 NATIONAL GRID	3.14%	Gas, Water & Multi-utilities	United Kingdom
9 LEGAL & GENERAL GROUP	3.07%	Life Insurance	United Kingdom
10 3i Group Plc 3i Group Plc Ord GBP0.738636	2.88%	Investment Banking & Brokerage Services	United Kingdom

Asset Allocation



Regional Allocation



Equity Sector Breakdown

Financials	27.17%
Industrials	10.44%
Energy	10.26%
Health Care	9.72%
Consumer Staples	9.22%
Consumer Discretionary	7.12%
Utilities	6.70%
Other Sectors	19.37%


Top Country Breakdown

United Kingdom	93.62%
Direct Property and REITs	5.46%
Cash and Equivalents	0.93%

Breakdown By Market Cap (%)

Mega	40.56%
Large	11.70%
Medium	18.86%
Small	16.35%
Micro	3.08%
Non-Classified	8.52%
Cash	0.93%

Fixed Interest Currencies



Important Information

- The Industry Classification Benchmark is a product of FTSE International Limited and has been licensed for use.
- "Prudential" is a trading name of The Prudential Assurance Company Limited, which is registered in England and Wales. Registered office at 10 Fenchurch Avenue, London EC3M 5AG. Registered number 15454. Authorised by the Prudential Regulation Authority and regulated by the Financial Conduct Authority and the Prudential Regulation Authority.

Commentary

Main changes to the portfolio during August During the month we purchased a holding in Legal & General. There are signs that attitudes to savings are improving and the shares have an attractive yield. The proceeds of the MacLellan takeover were received.

Factors affecting performance during August The portfolio underperformed, mainly due to falls of nearly 10% in Pendragon, Raymarine and Topps Tiles. All 3 have been good contributors to fund performance in the past.

Current market influences and outlook The rapid slowdown in the US housing market raises the prospect that the US economy will be weaker than expected in 2007. The recent decline in the oil price will help soothe nerves among central bankers.

Past performance is not a guide to future performance. Source: AXA Framlington

Important Information

- "Prudential" is a trading name of The Prudential Assurance Company Limited, which is registered in England and Wales. Registered office at 10 Fenchurch Avenue, London EC3M 5AG. Registered number 15454. Authorised by the Prudential Regulation Authority and regulated by the Financial Conduct Authority and the Prudential Regulation Authority.