

Benchmark

A composite index made up of: • 1/3 Bloomberg Global Treasury Index GBP Hedged • 1/3 Bloomberg Global Aggregate Corporate Index GBP Hedged • 1/3 Bloomberg Global High Yield Index GBP Hedged

Benchmark Category	Target
IA Sector	£ Strategic Bond

Identification Codes

Sedol Code	BG086X0
Mex Code	-
Isin Code	GB00BG086X04
Citi Code	Q4RB

Fund Overview

Mid (02/04/2026)	124.53p
Distribution yield	3.79%
Underlying yield	3.79%
Fund size (28/02/2026)	£1437.92m
Number of holdings	446
Ongoing Charges	0.53%
Launch date	08/12/2006

Fund Charges

Entry Charge	0.00%
Ongoing Charges	0.53%

Fund Background

Valuation frequency	Daily
Valuation point	12:00
Fund type	OEIC
Launch price	£1.00
Fund currency	Pound Sterling
Fund domicile	United Kingdom
ISA allowable	Yes
SIPP allowable	Yes

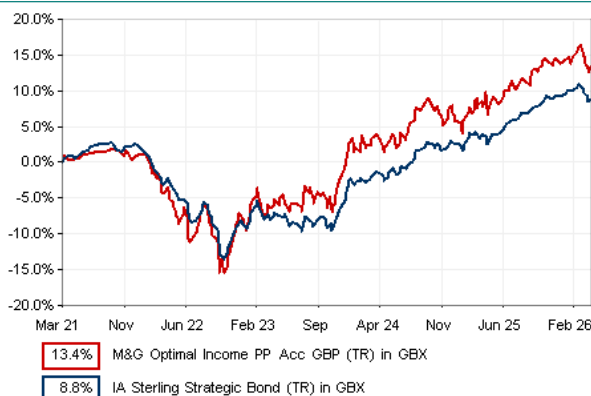
Dealing

Minimum Investment	-
Minimum Top Up	-
Minimum Regular Saving	-
Settlement Period: Buy	-
Settlement Period: Sell	-
Pricing Basis	None
Dealing Decimals	-

Aims

The Fund aims to provide a higher total return (the combination of capital growth and income), net of the Ongoing Charge Figure, than the average return of the IA £ Strategic Bond Sector, over any five-year period.

Performance



Discrete performance - to last month end

	31/03/21 to 31/03/22	31/03/22 to 31/03/23	31/03/23 to 31/03/24	31/03/24 to 31/03/25	31/03/25 to 31/03/26
Fund	-3.6%	-3.0%	11.0%	4.6%	4.4%
Sector	-2.2%	-5.7%	7.2%	5.0%	4.8%
Rank	51/70	19/76	13/78	51/81	60/86
Quartile	3	1	1	3	3

Annualised performance

	Annualised		
	3 Years to 31/03/26	5 Years to 31/03/26	10 Years to 31/03/26
Fund	6.6%	2.5%	3.6%
Sector	5.7%	1.7%	3.1%
Rank	30/78	27/70	21/53
Quartile	2	2	2

Fund Managers



Name: Richard Woolnough Stefan Isaacs
 Manager for: 19 years, 3 months 2 years, 2 months

Ratings

FE Crown



Group Details

Group name	M&G Investments
Group address	10 Fenchurch Avenue London EC3M 5AG United Kingdom
Group telephone	0800 390 390
Dealing telephone	0800 328 3196
Email	info@mandg.co.uk
Homepage	www.mandg.co.uk
Fax number	-

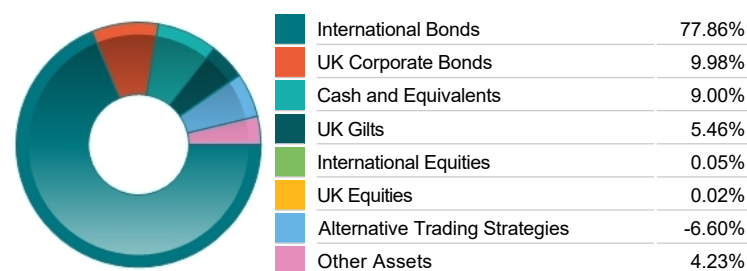
Important Information

- Source of portfolio data: Broadridge. Source of performance data: FE fundinfo. We can't predict the future. Past performance isn't a guide to future performance. The figures shown are intended only to demonstrate performance history of the fund, after allowing for the impact of ongoing charges, but take no account of product charges. Ongoing charges may vary in the future and may be higher than they are now. Fund performance is based upon the movement of the daily price and is shown as total return in GBP with income reinvested. The value of your investment can go down as well as up so you might get back less than you put in.
- This factsheet is for information purposes only. If there is information or terminology included that you would like to discuss, then please contact an adviser. Investors should refer to their policy documentation and supporting brochures for fund availability, investment strategy, any product information and charges. Every care has been taken in populating this output, however it must be appreciated that neither Broadridge, Prudential nor their sources guarantee the accuracy, adequacy or completeness of this information or make any warranties regarding results from its usage.

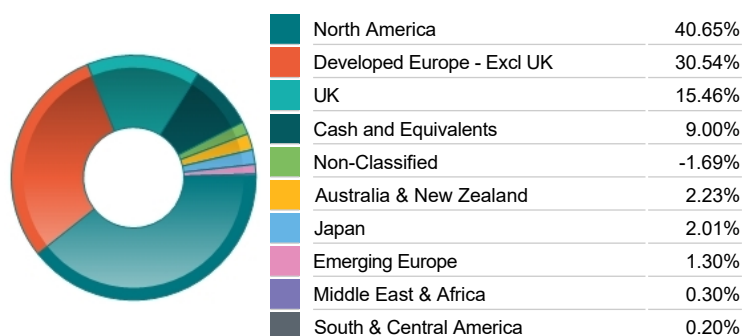
Top 10 Holdings

Name	% Weight	Sector	Country
1 M&G (LUX) FCP Sterling Liquidity Fund Z6A Acc	4.08%	Managed Funds	Non-Classified
2 TREASURY BOND 2.75% 15/11/2047	3.82%	Bonds	United States
3 TREASURY NOTE 4.625% 15/02/2035	3.00%	Bonds	United States
4 TREASURY NOTE 4.375% 15/05/2034	2.99%	Bonds	United States
5 TREASURY NOTE 4.25% 15/05/2035	2.95%	Bonds	United States
6 TREASURY NOTE 4% 15/02/2034	2.88%	Bonds	United States
7 TREASURY NOTE 3.375% 15/05/2033	2.80%	Bonds	United States
8 GERMANY (FEDERAL REPUBLIC OF) 2.9% 15/08/2056	2.70%	Bonds	Germany
9 TREASURY BOND 1.375% 15/08/2050	2.49%	Bonds	United States
10 FRANCE (REPUBLIC OF) 4% 25/04/2060	2.34%	Bonds	France

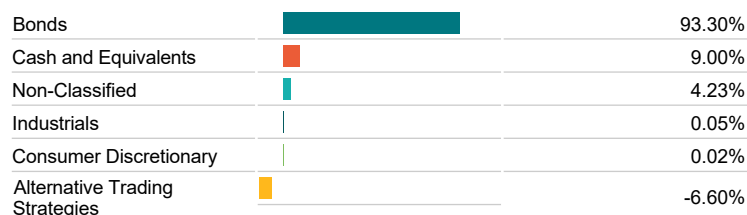
Asset Allocation



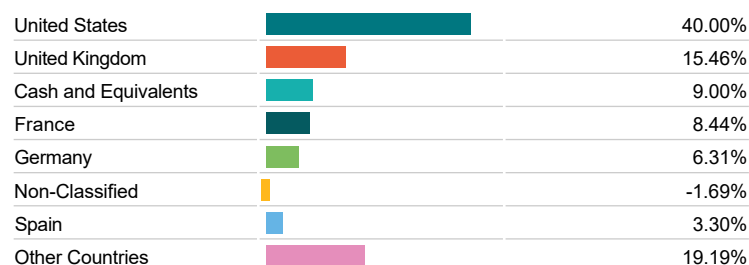
Regional Allocation



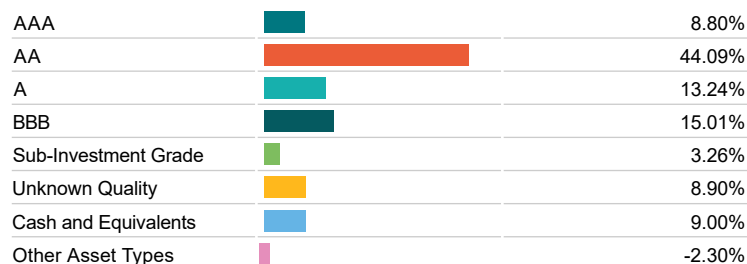
Bond Sector Breakdown



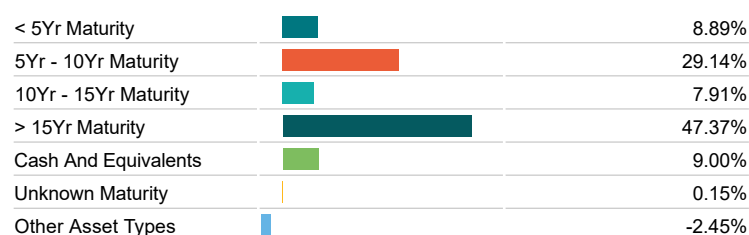
Top Country Breakdown




Fixed Interest Quality Profile



Fixed Interest Maturity Profile



Fixed Interest Currencies



Important Information

- The Industry Classification Benchmark is a product of FTSE International Limited and has been licensed for use.
- "Prudential" is a trading name of The Prudential Assurance Company Limited, which is registered in England and Wales. Registered office at 10 Fenchurch Avenue, London EC3M 5AG. Registered number 15454. Authorised by the Prudential Regulation Authority and regulated by the Financial Conduct Authority and the Prudential Regulation Authority.