

Aims

Objective: The investment strategy of the fund is to purchase units in the M&G PP Pacific Basin (ex Japan) Equity Passive Fund - the underlying fund.

Underlying Fund Objective: The fund invests in shares of companies around the Pacific Basin excluding Japan. The fund is passively managed tracking movements in its benchmark, the FTSE World Asia Pacific ex-Japan Index. Tracking this Index is achieved by the fund replicating the holdings of the larger companies in the Index plus holding a carefully modelled stratified sample of the remainder of the companies in the Index.

Performance Objective: To match the performance of the benchmark as closely as possible.

Benchmark

Benchmark FTSE World Asia Pacific ex-Japan Index
Sector ABI Asia Pacific excluding Japan Equities

Identification Codes

Sedol Code	3424823
Mex Code	PURICK
Isin Code	GB0034248236
Citi Code	P562

Fund Overview

Daily price (15/08/2022)	621.20
Fund size (30/06/2022)	£6.57m
Underlying Fund size	£0.00m
Number of holdings	490
Launch date	31/03/2004

Fund Charges

Annual Management Charge (AMC)	Please refer to the "Fund Guide" for your specific pension plan
--------------------------------	---

Performance



Discrete performance - to latest available quarter end

	30/06/17 to 30/06/18	30/06/18 to 30/06/19	30/06/19 to 30/06/20	30/06/20 to 30/06/21	30/06/21 to 30/06/22
Fund	4.8%	6.9%	-2.4%	31.9%	-9.0%
Benchmark	5.3%	7.3%	-1.2%	32.4%	-9.1%

Performance - to latest available quarter end

	Quarter	Annualised			
	2 2022	3 Years to 30/06/22	5 Years to 30/06/22	10 Years to 30/06/22	
Fund	-9.2%	5.4%	5.6%	8.4%	
Benchmark	-9.3%	5.9%	6.1%	8.7%	

Prudential Risk Rating

Higher Risk

These are specialist equity funds that focus on set geographical regions or a particular type of share e.g. shares of smaller companies or those that conform to certain criteria.

These risk ratings have been developed by Prudential to help provide an indication of a fund's potential level of risk and reward based on the type of assets which may be held by the fund. Other companies may use different descriptions and as such these risk ratings should not be considered as generic across the fund management industry.

We regularly review our fund risk ratings, so they may change in the future. If, in our view, there is a material change in the fund's level of risk, for example due to a significant change to the assets held by the fund or in the way the fund is managed, we will provide information on the new risk rating. We recommend that you make sure you understand the risk rating of any fund before you invest.

You should also consider discussing your decision and the appropriateness of a fund's risk rating with an adviser.

Fund Managers



Name: Richard O'Connor
Manager of the underlying fund for: 17 years, 1 months


Important Information

- Because of changes in exchange rates the value of your investment, as well as any money you take from it, can go down as well as up.
- Some funds may invest in 'underlying' funds or other investment vehicles. The performance of our fund, compared to what it's invested in won't be exactly the same. That can be due to additional charges, cash management (needed to help people to enter and leave our fund when they want), tax and the timing of investments (this is known as a fund's dealing cycle, it varies between managers and can be several days).
- Source: London Stock Exchange Group plc and its group undertakings (collectively, the "LSE Group"). © LSE Group 2019. FTSE Russell is a trading name of certain of the LSE Group companies. e.g., "FTSE®" "Russell®", "FTSE Russell®", "MTS®", "FTSE4Good®", "ICB®", "Mergent®, The Yield Book®," are a trade mark(s) of the relevant LSE Group companies and are used by any other LSE Group company under license. "TMX®" is a trade mark of TSX, Inc. and used by the LSE Group under license. All rights in the FTSE Russell indexes or data vest in the relevant LSE Group company which owns the index or the data. Neither LSE Group nor its licensors accept any liability for any errors or omissions in the indexes or data and no party may rely on any indexes or data contained in this communication. No further distribution of data from the LSE Group is permitted without the relevant LSE Group company's express written consent. The LSE Group does not promote, sponsor or endorse the content of this communication.
- Source of portfolio data: Broadridge. Source of performance data: FE fundinfo. We can't predict the future. Past performance isn't a guide to future performance. The figures shown are intended only to demonstrate performance history of the fund, after allowing for the impact of fund charges and further costs, but take no account of any Annual Management Charge paid for by the deduction of units. Charges and further costs may vary in the future and may be higher than they are now. Fund performance is based upon the movement of the daily price and is shown as total return in GBP with gross income reinvested. The value of your investment can go down as well as up so you might get back less than you put in.
- This factsheet is intended for the trustees, sponsors, advisers and members of occupational pension schemes using Prudential group pension contracts and Prudential grouped personal pensions and Stakeholder pension contracts. Its purpose is to provide an insight into how investment markets and funds have performed over the period and is provided for information only. If you are not familiar with any of the investment terminology included, then please contact an adviser. Investors should refer to their scheme documentation (e.g. Fund Guide) for fund availability, investment strategy, any scheme information and charges. Every care has been taken in populating this output, however it must be appreciated that neither Broadridge, Prudential nor their sources guarantee the accuracy, adequacy or completeness of this information or make any warranties regarding results from its usage.


Top 10 Holdings

Name	% Weight	Sector	Country
1 TAIWAN SEMICONDUCTOR MANUFACTURING CO.	9.52%	Technology Hardware & Equipment	Taiwan
2 SAMSUNG ELECTRONICS CO. LTD	5.20%	Technology Hardware & Equipment	South Korea
3 BHP GROUP LIMITED	3.58%	Industrial Metals & Mining	Australia
4 AIA GROUP LIMITED	3.27%	Life Insurance	Hong Kong
5 AUSTRALIA (COMMONWEALTH BANK OF)	2.66%	Banks	Australia
6 CSL LTD	2.25%	Pharmaceuticals & Biotechnology	Australia
7 HONG KONG EXCHANGES AND CLEARING LIMITED	1.56%	Investment Banking & Brokerage Services	Hong Kong
8 NATIONAL AUSTRALIA BANK LIMITED	1.53%	Banks	Australia
9 WESTPAC BANKING CORPORATION	1.16%	Banks	Australia
10 HON HAI PRECISION INDUSTRY	1.06%	Technology Hardware & Equipment	Taiwan

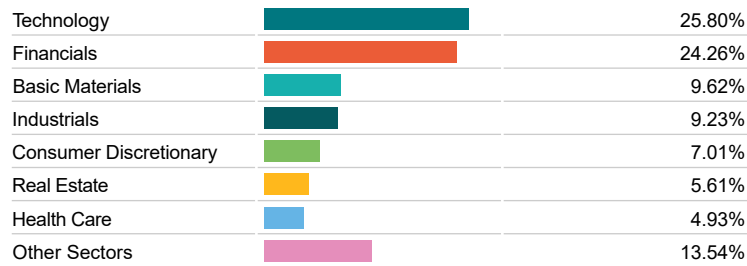
Asset Allocation



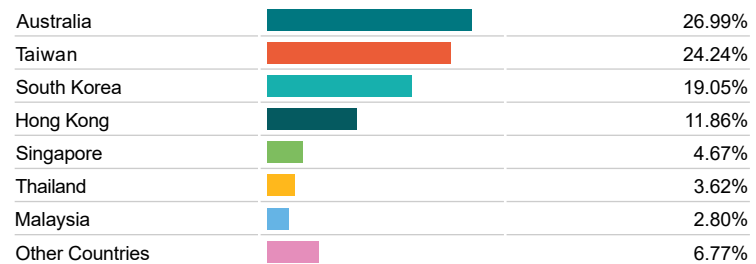
Regional Allocation



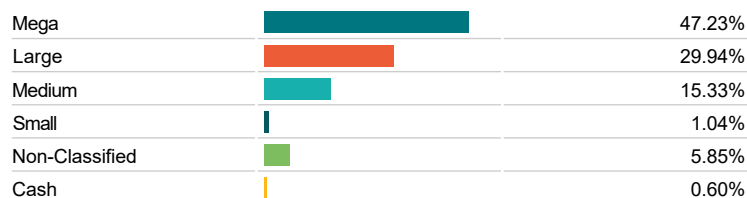
Equity Sector Breakdown



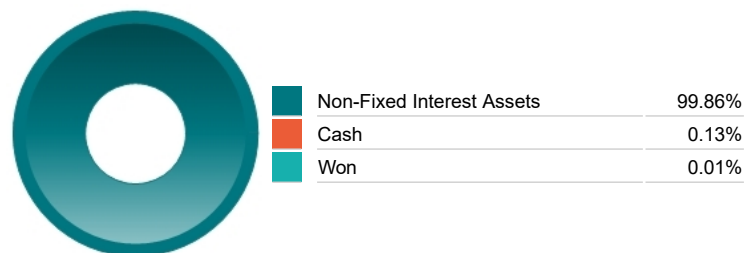
Top Country Breakdown



Breakdown By Market Cap (%)



Fixed Interest Currencies



Important Information

- Because of changes in exchange rates the value of your investment, as well as any money you take from it, can go down as well as up.
- The Industry Classification Benchmark is a product of FTSE International Limited and has been licensed for use.
- Prudential is a trading name of Prudential Pensions Limited. Prudential Pensions Limited is registered in England and Wales. Registered office at 10 Fenchurch Avenue, London EC3M 5AG. Registered number 992726. Authorised by the Prudential Regulation Authority and regulated by the Financial Conduct Authority and the Prudential Regulation Authority.

Commentary

Performance as at Q1 2022 - Asia Pacific ex Japan performed broadly in line with other markets around the world in the first quarter of 2022, although once again its largest constituent market, China, performed poorly. China has stuck to a strict 'zero-COVID' approach to controlling the spread of the coronavirus, and along with uncertainty in its property sector, this has hurt economic growth. The South Korean stockmarket (which has a large weighting in technology stocks) was also a notable laggard. Conversely, better-performing stockmarkets included Indonesia and Australia, both resource-rich countries which benefited from higher commodity prices. Aside from the technology sector, healthcare and consumer discretionary stocks also underperformed. Unsurprisingly, energy and materials stocks outperformed on the back of higher oil and commodity prices, respectively, whilst shares in banks rose on the back of expectations of higher interest rates, which can improve profitability.

Source: M&G

Important Information

- Prudential is a trading name of Prudential Pensions Limited. Prudential Pensions Limited is registered in England and Wales. Registered office at 10 Fenchurch Avenue, London EC3M 5AG. Registered number 992726. Authorised by the Prudential Regulation Authority and regulated by the Financial Conduct Authority and the Prudential Regulation Authority.