

Benchmark

Benchmark	Investment Association UK All Companies sector
Sector	ABI UK All Companies

Identification Codes

Sedol Code	B3BVZT6
Mex Code	PUAUOK
Isin Code	GB00B3BVZT60
Citi Code	D9K2

Fund Overview

Bid (14/05/2021)	292.20
Offer (14/05/2021)	307.50
Fund size (30/03/2021)	£0.12m
Underlying Fund size	£145.11m
Number of holdings	46
Launch date	20/10/2008

Fund Charges

Annual Management Charge (AMC)	1.70%
Further Costs	0.00%
Yearly Total	1.70%

Aims

Objective: The investment strategy of the fund is to purchase units in the Aegon UK Opportunities Fund - the underlying fund.

Underlying Fund Objective: The fund aims to maximise total return (income plus capital) by investing in an actively managed portfolio of equities and equity type securities in companies based in the UK, principally conducting business in the UK or listed on the UK stock market.

Performance



Discrete performance - to last month end

	30/04/16 to 30/04/17	30/04/17 to 30/04/18	30/04/18 to 30/04/19	30/04/19 to 30/04/20	30/04/20 to 30/04/21
Fund	13.6%	4.1%	-5.1%	0.2%	29.5%
Sector	17.7%	5.8%	0.7%	-16.0%	27.3%
Rank	606/712	577/726	662/728	13/744	261/751
Quartile	4	4	4	1	2

Annualised performance

	Annualised		
	3 Years to 30/04/21	5 Years to 30/04/21	10 Years to 30/04/21
Fund	7.2%	7.8%	6.7%
Sector	2.5%	6.0%	6.0%
Rank	64/728	176/712	219/613
Quartile	1	1	2

Fund Managers



Name: Philip Haworth Audrey Ryan
 Manager of the underlying fund for: 4 years 14 years, 2 months


Important Information

- Some funds may invest in 'underlying' funds or other investment vehicles. The performance of our fund, compared to what it's invested in won't be exactly the same. That can be due to additional charges, cash management (needed to help people to enter and leave our fund when they want), tax and the timing of investments (this is known as a fund's dealing cycle, it varies between managers and can be several days).
- Source of portfolio data: Broadridge. Source of performance data: FE fundinfo. We can't predict the future. Past performance isn't a guide to future performance. The figures shown are intended only to demonstrate performance history of the fund, after allowing for the impact of fund charges and further costs, but take no account of product charges, or any Annual Management Charge paid for by the deduction of units. Charges and further costs may vary in the future and may be higher than they are now. Fund performance is based upon the movement of the daily price and is shown as total return in GBP with gross income reinvested. The value of your investment can go down as well as up so you might get back less than you put in.
- This factsheet is for information purposes only. If there is information or terminology included that you would like to discuss, then please contact an adviser. Investors should refer to their policy documentation and supporting brochures for fund availability, investment strategy, any product information and charges. Every care has been taken in populating this output, however it must be appreciated that neither Broadridge, Prudential nor their sources guarantee the accuracy, adequacy or completeness of this information or make any warranties regarding results from its usage.


Top 10 Holdings

Name	% Weight	Sector	Country
1 RIO TINTO	4.48%	Industrial Metals & Mining	United Kingdom
2 STANDARD CHARTERED	3.43%	Banks	United Kingdom
3 COCA-COLA HBC AG	3.12%	Beverages	Switzerland
4 COUNTRYSIDE PROPERTIES	3.06%	Household Goods & Home Construction	United Kingdom
5 GAMMA COMMUNICATIONS	3.00%	Telecommunications Service Providers	United Kingdom
6 WETHERSPOON(J.D.)	2.93%	Travel & Leisure	United Kingdom
7 RELX	2.89%	Media	United Kingdom
8 GB GROUP	2.79%	Software & Computer Services	United Kingdom
9 AVEVA GROUP	2.66%	Software & Computer Services	United Kingdom
10 HOTEL CHOCOLAT GROUP	2.66%	Food Producers	United Kingdom

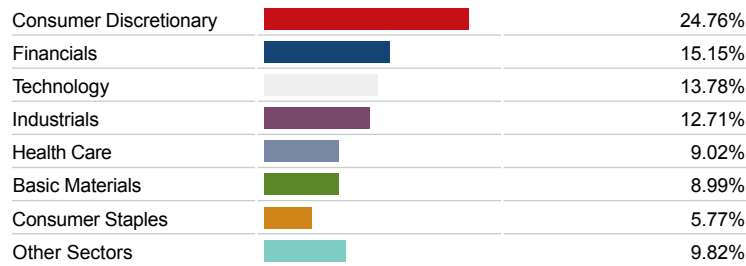
Asset Allocation




Regional Allocation



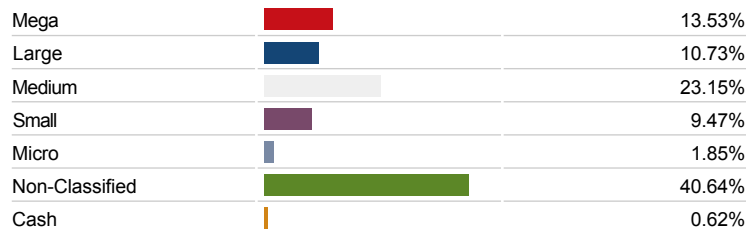
Equity Sector Breakdown



Top Country Breakdown



Breakdown By Market Cap (%)



Fixed Interest Currencies



Important Information

- The Industry Classification Benchmark is a product of FTSE International Limited and has been licensed for use.
- "Prudential" is a trading name of The Prudential Assurance Company Limited, which is registered in England and Wales. Registered office at 10 Fenchurch Avenue, London EC3M 5AG. Registered number 15454. Authorised by the Prudential Regulation Authority and regulated by the Financial Conduct Authority and the Prudential Regulation Authority.