

Benchmark

Benchmark	Mixed Investment 40-85% Shares
Benchmark Category	-
IA Sector	Mixed Investment 40-85% Shares

Identification Codes

Sedol Code	B80KKL6
Mex Code	IQBAAJ
Isin Code	GB00B80KKL63
Citi Code	G6GZ

Fund Overview

Mid (31/10/2025)	125.60p
Historic yield	-
Fund size (30/09/2025)	£45.97m
Number of holdings	932
Ongoing Charges	1.59%
Launch date	02/07/2012

Fund Charges

Entry Charge	0.00%
Ongoing Charges	1.59%

Fund Background

Valuation frequency	Daily
Valuation point	12:00
Fund type	OEIC
Launch price	£1.00
Fund currency	Pound Sterling
Fund domicile	United Kingdom
ISA allowable	Yes
SIPP allowable	Yes

Dealing

Minimum Investment	-
Minimum Top Up	-
Minimum Regular Saving	-
Settlement Period: Buy	4 days
Settlement Period: Sell	4 days
Pricing Basis	Forward
Dealing Decimals	2

Distribution Dates

Ex dividend date(s)	Income payment date(s)
01 March	31 May
01 September	30 November

Aims

The Fund aims to achieve capital growth with some income.

Performance

No data available! Please enter a valid code!

Fund Managers



Name:	Robert Burdett	Gary Potter
Manager for:	18 years, 4 months	18 years, 4 months

Ratings

FE Crown	👑👑👑👑
----------	------

Group Details

Group name	Columbia Threadneedle (UK) ICVC
Group address	Cannon Place 78 Cannon Street London EC4N 6AG
Group telephone	0845 799 2299
Dealing telephone	-
Email	-
Homepage	w w w.columbiathreadneedle.com
Fax number	-

Important Information

- Source of portfolio data: Broadridge. Source of performance data: FE fundinfo. We can't predict the future. Past performance isn't a guide to future performance. The figures shown are intended only to demonstrate performance history of the fund, after allowing for the impact of ongoing charges, but take no account of product charges. Ongoing charges may vary in the future and may be higher than they are now. Fund performance is based upon the movement of the daily price and is shown as total return in GBP with income reinvested. The value of your investment can go down as well as up so you might get back less than you put in.
- This factsheet is for information purposes only. If there is information or terminology included that you would like to discuss, then please contact an adviser. Investors should refer to their policy documentation and supporting brochures for fund availability, investment strategy, any product information and charges. Every care has been taken in populating this output, however it must be appreciated that neither Broadridge, Prudential nor their sources guarantee the accuracy, adequacy or completeness of this information or make any warranties regarding results from its usage.

Top 10 Fund Holdings

Name	% Weight	Sector	Country
1 Harrington Cooper UCITS Funds ICAV HC Snyder US All Cap Equity Founder Class	10.07%	Managed Funds	Managed Funds
2 PZENA VALUE FUNDS PLC PZENA PZENA US LARGE CAP VALU AUSD	8.66%	Managed Funds	Managed Funds
3 Latitude Investment Management Latitude Global Fund GBP Acc - Class Y	7.53%	Managed Funds	Managed Funds
4 Neuberger Berman Global Investment Grade Credit Fund Class X	6.55%	Managed Funds	Managed Funds
5 Man Group GLG Sterling Corporate Bond Professional D	6.08%	Managed Funds	Managed Funds
6 Invesco ICVC UK Opportunities (UK) Class M	5.31%	Managed Funds	Managed Funds
7 Alger SICAV Focus Equity Fund Class I-2 GBP	5.29%	Managed Funds	Managed Funds
8 Wellington Credit Income Class S M4	5.05%	Managed Funds	Managed Funds
9 ARGA IM ARGA European Equity Class D	4.75%	Managed Funds	Managed Funds
10 HEPTAGON FUND ICAV DRIEHAUS DRIEHAUS US MICR CAP E IG	4.10%	Managed Funds	Managed Funds

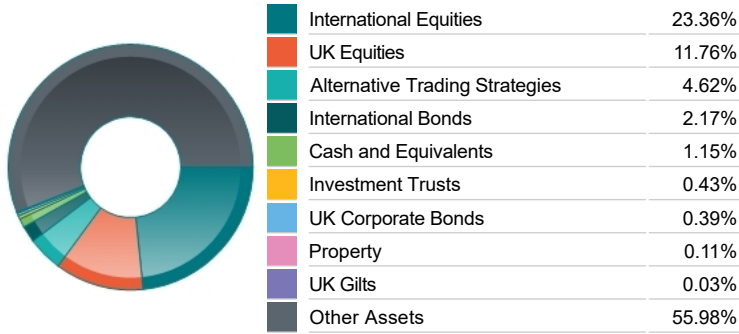
Top 10 Holdings

Name	% Weight	Sector	Country
1 Tritax Big Box REIT Plc Tritax Big Box REIT Ord GBP0.01	1.23%	Real Estate Investment Trusts	United Kingdom
2 UNILEVER	0.54%	Personal Care, Drug & Grocery Stores	United Kingdom
3 TESCO	0.53%	Personal Care, Drug & Grocery Stores	United Kingdom
4 IMPERIAL BRANDS	0.53%	Tobacco	United Kingdom
5 BERENBERG EUROPEAN SMALL CAP BERENBERG EU SM/CAP I EUR AC	0.48%	Non-Classified	Non-Classified
6 RYANAIR HOLDINGS PUBLIC LIMITED COMPANY	0.45%	Travel & Leisure	Ireland
7 SHELL	0.44%	Non-Renewable Energy	United Kingdom
8 TAIWAN SEMICONDUCTOR MANUFACTURING COMPANY LIMITED	0.44%	Technology Hardware & Equipment	Taiwan
9 LLOYDS BANKING GROUP	0.43%	Banks	United Kingdom
10 AUTOZONE	0.42%	Retailers	United States

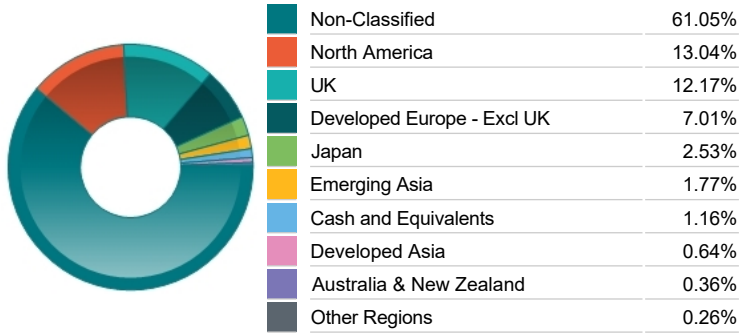
Important Information

- The Industry Classification Benchmark is a product of FTSE International Limited and has been licensed for use.
- "Prudential" is a trading name of The Prudential Assurance Company Limited, which is registered in England and Wales. Registered office at 10 Fenchurch Avenue, London EC3M 5AG. Registered number 15454. Authorised by the Prudential Regulation Authority and regulated by the Financial Conduct Authority and the Prudential Regulation Authority.

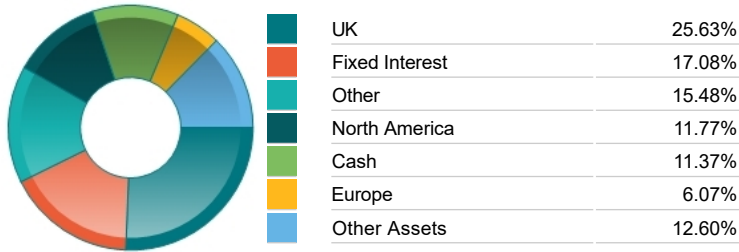
Asset Allocation



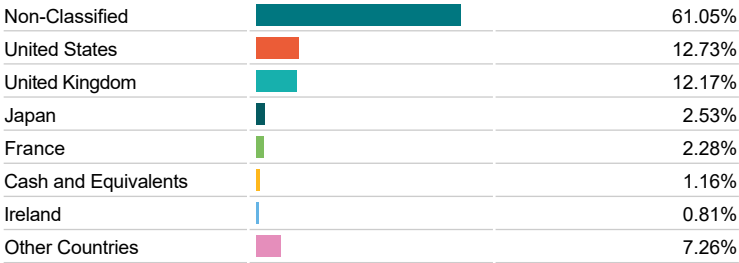
Regional Allocation



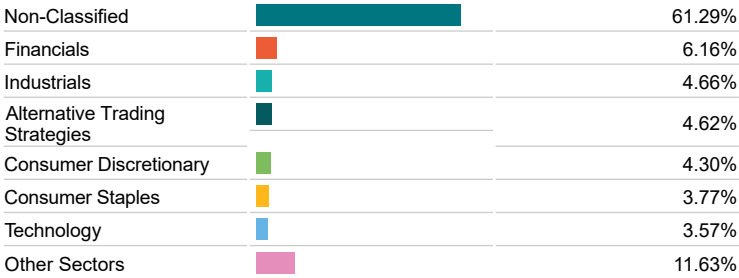
Asset Allocation



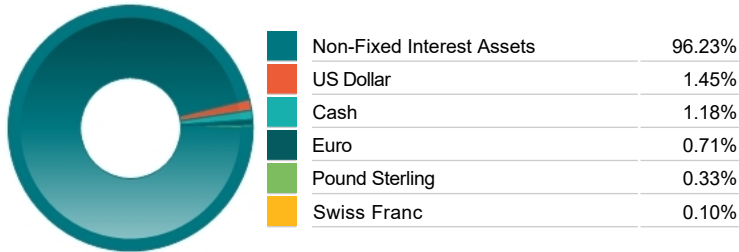
Top Country Breakdown



Sector Breakdown



Fixed Interest Currencies



Breakdown By Market Cap (%)

