

Benchmark

Benchmark	IA Mixed Investment 0%-35% Shares Sector Average
Benchmark Category	-
IA Sector	Mixed Investment 0-35% Shares

Identification Codes

Sedol Code	B8GDLV6
Mex Code	RWMERN
Isin Code	GB00B8GDLV64
Citi Code	G3CH

Fund Overview

Mid (02/04/2026)	58.69p
Distribution yield	4.15%
Underlying yield	-
Fund size (31/01/2026)	£182.98m
Number of holdings	2317
Ongoing Charges	0.80%
Launch date	28/09/2012

Fund Charges

Entry Charge	0.00%
Ongoing Charges	0.80%

Fund Background

Valuation frequency	Daily
Valuation point	12:00
Fund type	Unit Trust
Launch price	£0.50
Fund currency	Pound Sterling
Fund domicile	United Kingdom
ISA allowable	Yes
SIPP allowable	Yes

Dealing

Minimum Investment	£5000000
Minimum Top Up	£50000
Minimum Regular Saving	-
Settlement Period: Buy	4 days
Settlement Period: Sell	4 days
Pricing Basis	Forward
Dealing Decimals	2

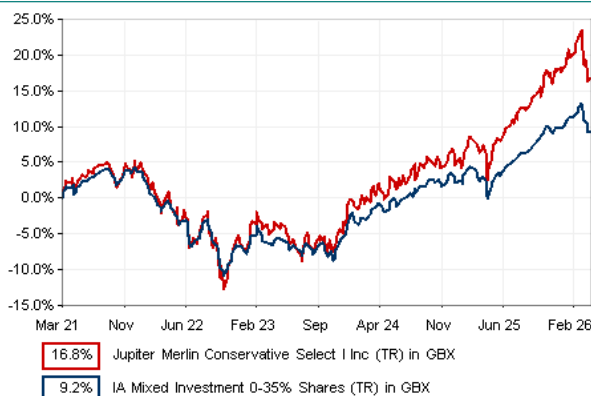
Distribution Dates

Ex dividend date(s)	Income payment date(s)
01 December	31 January
01 March	30 April
01 June	31 July
01 September	31 October

Aims

To provide a return, through a combination of capital growth and income, net of fees, over the long-term (at least five years).

Performance



Discrete performance - to last month end

	31/03/21 to 31/03/22	31/03/22 to 31/03/23	31/03/23 to 31/03/24	31/03/24 to 31/03/25	31/03/25 to 31/03/26
Fund	0.8%	-5.5%	7.1%	4.7%	9.3%
Sector	-0.2%	-5.9%	5.9%	3.3%	6.4%
Rank	16/54	30/57	18/60	13/63	3/65
Quartile	2	3	2	1	1

Annualised performance

	Annualised		
	3 Years to 31/03/26	5 Years to 31/03/26	10 Years to 31/03/26
Fund	7.0%	3.1%	4.5%
Sector	5.2%	1.8%	2.9%
Rank	4/60	7/54	3/36
Quartile	1	1	1

Fund Managers



Name: Jupiter Merlin team
Manager for: 13 years, 6 months

Ratings

FE Crown



Group Details

Group name	Jupiter Unit Trust Managers Limited
Group address	The Zig Zag Building, 70 Victoria Street, London, SW1E 6SQ
Group telephone	020 3817 1063
Dealing telephone	0800 561 4000
Email	intermediary-sales-support@jupiteram.com
Homepage	www.jupiteram.com
Fax number	0800 561 4001

Important Information

- Source of portfolio data: Broadridge. Source of performance data: FE fundinfo. We can't predict the future. Past performance isn't a guide to future performance. The figures shown are intended only to demonstrate performance history of the fund, after allowing for the impact of ongoing charges, but take no account of product charges. Ongoing charges may vary in the future and may be higher than they are now. Fund performance is based upon the movement of the daily price and is shown as total return in GBP with income reinvested. The value of your investment can go down as well as up so you might get back less than you put in.
- This factsheet is for information purposes only. If there is information or terminology included that you would like to discuss, then please contact an adviser. Investors should refer to their policy documentation and supporting brochures for fund availability, investment strategy, any product information and charges. Every care has been taken in populating this output, however it must be appreciated that neither Broadridge, Prudential nor their sources guarantee the accuracy, adequacy or completeness of this information or make any warranties regarding results from its usage.

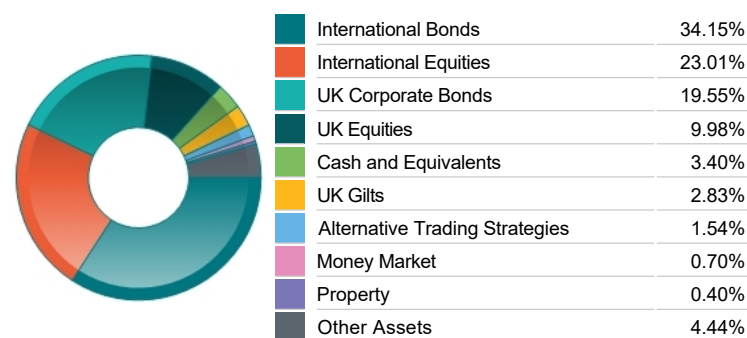
Top 10 Fund Holdings

Name	% Weight
1 Jupiter Corporate Bond Class I	34.05%
2 Jupiter Global High Yield Bond Class I Q HSC	11.76%
3 M&G Global Corporate Bond Sterling L	8.87%
4 Jupiter Global Value Class I	8.18%
5 Morant Wright WS Morant Wright Nippon Yield Class B	7.10%
6 Aegon AM Investment Grade Bond Class S	5.13%
7 Jupiter UK Income Class L	4.84%
8 Jupiter UK Growth Class I	4.66%
9 BlueBox Global Technology Class J - USD	4.39%
10 IFSL Evenlode Global Equity Class F	3.06%

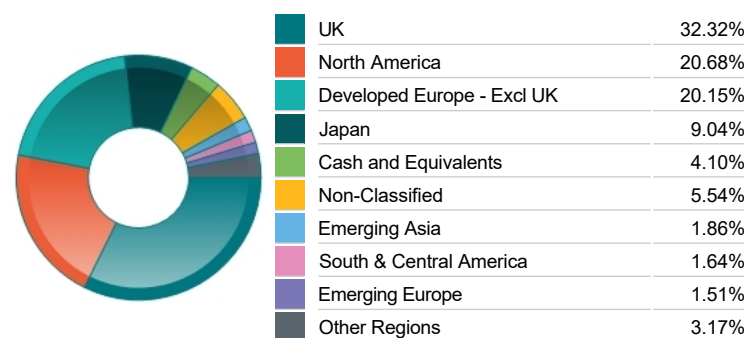
Top 10 Holdings

Name	% Weight
1 Kfw 0.125% 30/12/26	1.11%
2 European Investment Bank 0.75% 22/07/27	1.10%
3 International Development Associat 0.375% 22/09/27	1.08%
4 4¾% Treasury Gilt 2030	1.04%
5 Jupiter Merian Global Equity Absolute Return Class I Hedged	1.00%
6 European Investment Bank 5.625% 07/06/32	0.86%
7 ½% Treasury Gilt 2061	0.79%
8 Kfw 3.75% 09/01/29	0.63%
9 P3 Group Sarl 3.375% 22/03/31	0.59%
10 Rbs Investments Holdings (UK) Ltd 3.125% 28/03/27	0.59%

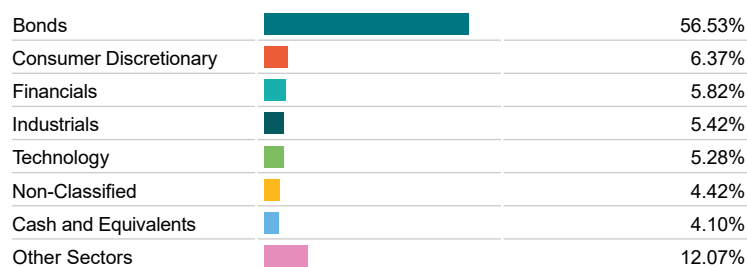
Asset Allocation



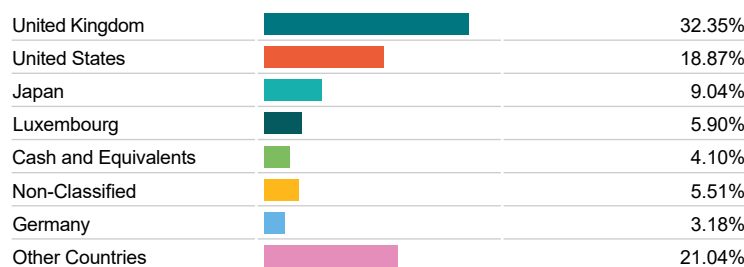
Regional Allocation



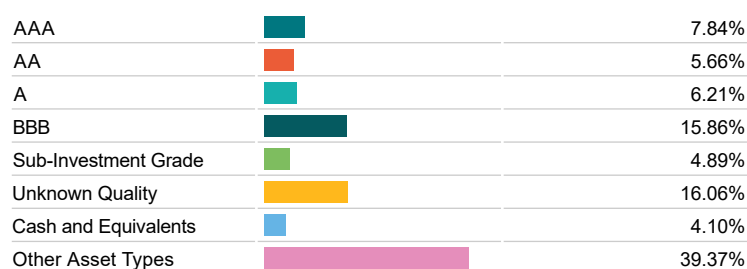
Sector Breakdown




Top Country Breakdown



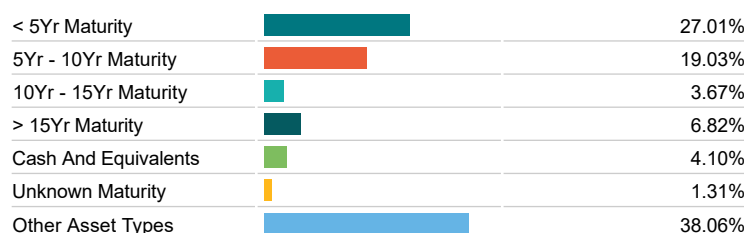
Fixed Interest Quality Profile



Fixed Interest Currencies



Fixed Interest Maturity Profile



Important Information

- The Industry Classification Benchmark is a product of FTSE International Limited and has been licensed for use.
- "Prudential" is a trading name of The Prudential Assurance Company Limited, which is registered in England and Wales. Registered office at 10 Fenchurch Avenue, London EC3M 5AG. Registered number 15454. Authorised by the Prudential Regulation Authority and regulated by the Financial Conduct Authority and the Prudential Regulation Authority.