

Benchmark

Benchmark	IA Mixed Investment 40-85% shares
Sector	ABI Mixed Investment 40-85% Shares

Identification Codes

Sedol Code	BKTPHX7
Mex Code	PUAABP
Isin Code	GB00BKTPHX77
Citi Code	QYQ1

Fund Overview

Bid (16/08/2022)	97.70
Offer (16/08/2022)	97.70
Fund size (30/06/2022)	£55.38m
Underlying Fund size	£365.21m
Number of holdings	10969
Launch date	01/05/2020

Fund Charges

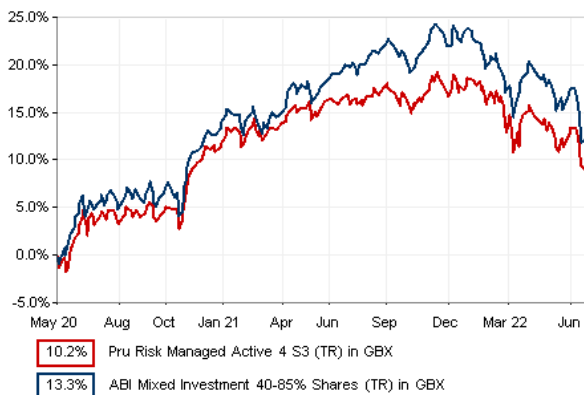
Annual Management Charge (AMC)	1.54%
Further Costs	0.08%
Yearly Total	1.62%

Aims

Objective: The investment strategy of the fund is to buy units in the LF Prudential Risk Managed Active 4 Fund - the underlying fund.

Underlying Fund Objective: The fund aims to achieve long-term (in excess of 5 years) total return (the combination of income and growth of capital) by investing in a mix of assets from around the world and aims to limit the average volatility per annum over rolling 5 year periods to 14.5%. There is no guarantee the objective will be achieved over any time period and the actual volatility, at any time, may be higher or lower than 14.5%. Capital invested is at risk.

Performance



Discrete performance - to last month end

	31/07/17 to 31/07/18	31/07/18 to 31/07/19	31/07/19 to 31/07/20	31/07/20 to 31/07/21	31/07/21 to 31/07/22
Fund	n/a	n/a	n/a	12.8%	-4.3%
Sector	4.7%	4.1%	-4.6%	14.5%	-3.3%
Rank	n/a	n/a	n/a	319/419	288/419
Quartile	n/a	n/a	n/a	4	3

Annualised performance

	Annualised		
	3 Years to 31/07/22	5 Years to 31/07/22	10 Years to 31/07/22
Fund	n/a	n/a	n/a
Sector	1.9%	2.9%	5.4%
Rank	n/a	n/a	n/a
Quartile	n/a	n/a	n/a

Fund Managers



Name: Philip Butler
 Manager of the underlying fund for: 5 years, 9 months

Important Information

- Because of changes in exchange rates the value of your investment, as well as any money you take from it, can go down as well as up.
- Source of portfolio data: Broadridge. Source of performance data: FE fundinfo. We can't predict the future. Past performance isn't a guide to future performance. The figures shown are intended only to demonstrate performance history of the fund, after allowing for the impact of fund charges and further costs, but take no account of product charges, or any Annual Management Charge paid for by the deduction of units. Charges and further costs may vary in the future and may be higher than they are now. Fund performance is based upon the movement of the daily price and is shown as total return in GBP with net income reinvested. The value of your investment can go down as well as up so you might get back less than you put in.
- This factsheet is for information purposes only. If there is information or terminology included that you would like to discuss, then please contact an adviser. Investors should refer to their policy documentation and supporting brochures for fund availability, investment strategy, any product information and charges. Every care has been taken in populating this output, however it must be appreciated that neither Broadridge, Prudential nor their sources guarantee the accuracy, adequacy or completeness of this information or make any warranties regarding results from its usage.

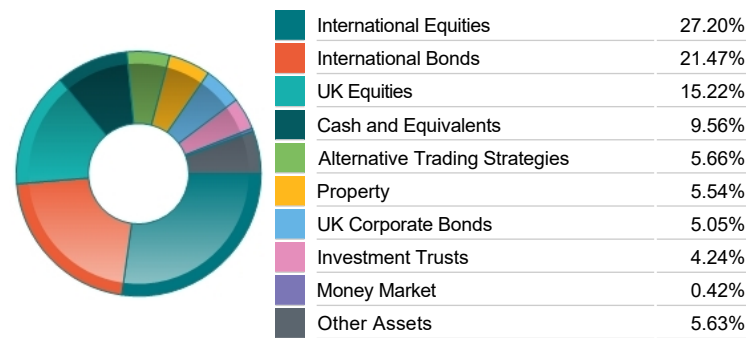
Top 10 Fund Holdings

Name	% Weight
1 M&G (1) Sterling Investment Grade Corporate Bond Class Z2A GBP	10.51%
2 M&G (1) Asia Pacific (ex Japan) Equity Class GBPZ2A	7.55%
3 M&G (ACS) UK All Share Index Fund Z4A Acc	6.57%
4 M&G (ACS) UK 200 Index Fund Z4A Acc	6.54%
5 Eastspring US Corporate Bond Class EG (hedged)	5.04%
6 M&G (LUX) FCP Europe ex UK Equity Fund Z4A Acc	4.20%
7 Legal & General UK Property Fund C	3.55%
8 M&G (ACS) UK Listed Equity Fund Z4A Acc	3.50%
9 M&G (ACS) Blackrock US Equity Z4A	3.42%
10 M&G Global High Yield Bond Class A GBP	3.29%

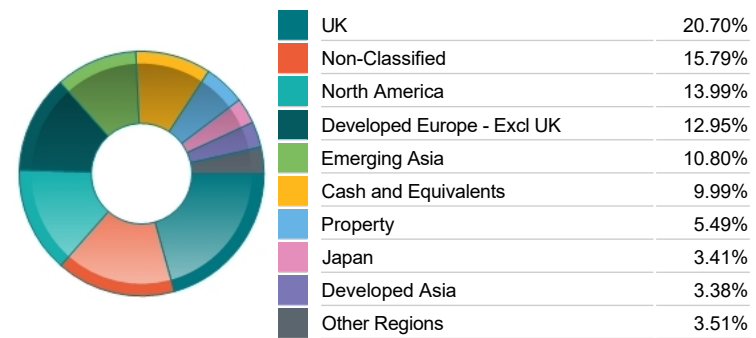
Top 10 Holdings

Name	% Weight
1 L&G FREEHOLD PROPERTY	2.78%
2 ASTRAZENECA	0.76%
3 TAIWAN SEMICONDUCTOR MANUFACTURING CO.	0.62%
4 HSBC HOLDINGS	0.57%
5 BP	0.51%
6 SAMSUNG ELECTRONICS CO. LTD	0.49%
7 GSK GBP ORD	0.48%
8 SHELL	0.46%
9 UNILEVER	0.41%
10 BRITISH AMERICAN TOBACCO	0.40%

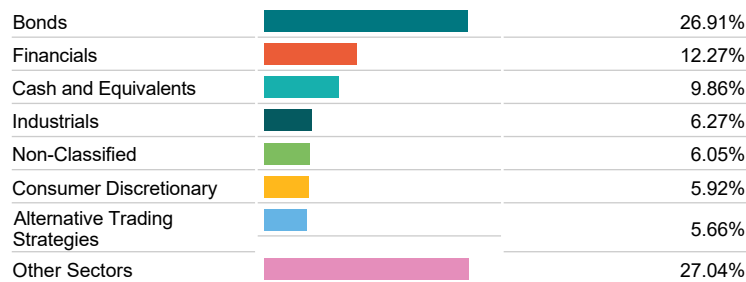
Asset Allocation



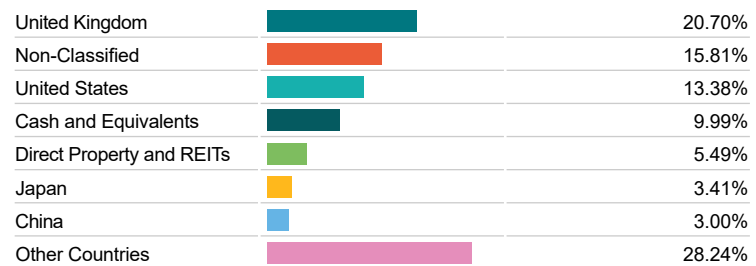
Regional Allocation



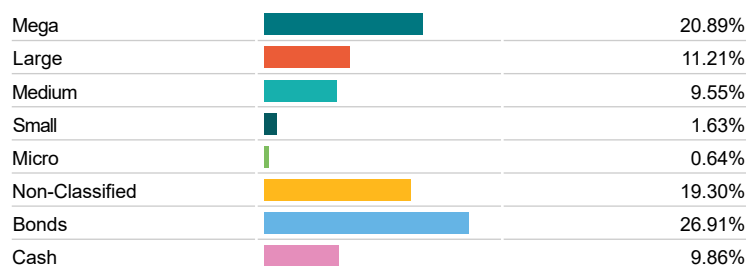
Sector Breakdown



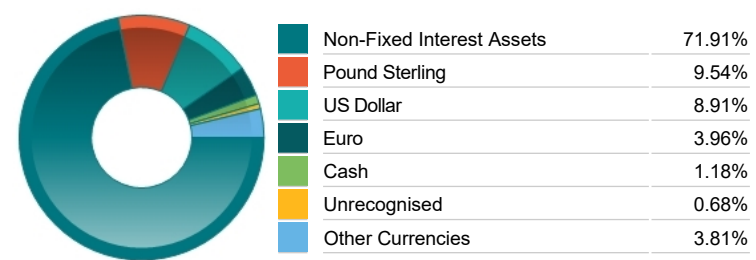
Top Country Breakdown



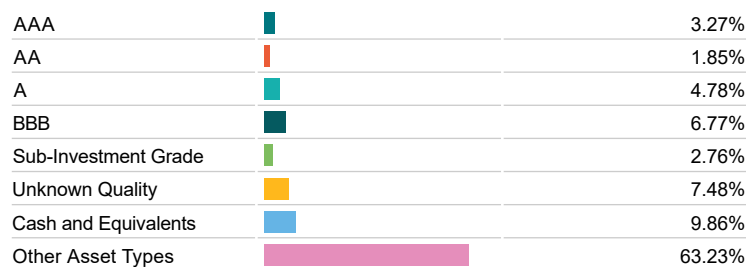
Breakdown By Market Cap (%)



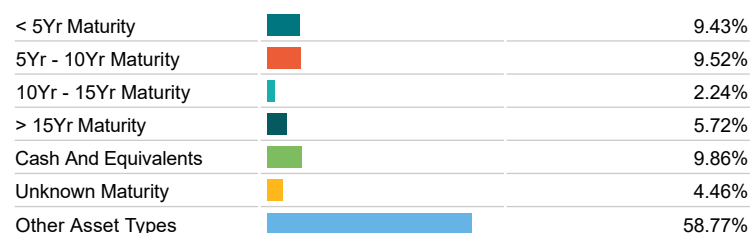
Fixed Interest Currencies



Fixed Interest Quality Profile



Fixed Interest Maturity Profile



Important Information

- Because of changes in exchange rates the value of your investment, as well as any money you take from it, can go down as well as up.
- The Industry Classification Benchmark is a product of FTSE International Limited and has been licensed for use.
- "Prudential" is a trading name of The Prudential Assurance Company Limited, which is registered in England and Wales. Registered office at 10 Fenchurch Avenue, London EC3M 5AG. Registered number 15454. Authorised by the Prudential Regulation Authority and regulated by the Financial Conduct Authority and the Prudential Regulation Authority.